

ADAC GT Masters

Results Race 2



Provisional

Amended
7.6.2015 - 15:42

Red Bull Ring, Length: 4326 m

Air temperature: 30.7°C

Track temperature: 37.5°C

Weather condition: Dry



Reg. Nr.: CR 11/2015

Sunday 7.6.2015 13:15

started : 21 classified : 18 not classified : 3

	Drivers	Team	Car	Laps	Total Time	Gap	Kph	Lap	Time	Kph
1	63 A.Zaugg/M.Bortolotti	GRT Grasser Racing Team	Lamborghini Huracan	38	1:00:10.334		163,9	15	1:30.661	171,8
2	25 D.Russell/T.Engel	Reiter Engineering	Lamborghini Gallardo R-EX	38	1:00:13.331	2.997	163,8	30	1:31.166	170,8
3	36 P.Eng/K.Bachler	Schütz Motorsport	Porsche 911 GT3 R	38	1:00:19.982	9.648	163,5	29	1:31.075	171,0
4	21 S.Asch/L.Ludwig	Team Zakspeed	Mercedes-Benz SLS AMG GT3	38	1:00:23.315	12.981	163,3	27	1:31.325	170,5
5	7 L.Stolz/J.Bleekemolen	Bentley Team HTP	Bentley Continental GT3	38	1:00:23.979	13.645	163,3	18	1:31.211	170,7
6	22 D.Jöst(*G*)/F.Scholze(*G*)	MRS GT Racing	Nissan GT-R Nismo GT3	38	1:00:24.695	14.361	163,3	21	1:30.973	171,2
7	13 R.Lips(*G*)/S.Barth	RWT-Racing Team	Corvette Z06.R GT3	38	1:00:29.560	19.226	163,0	16	1:31.279	170,6
8	8 C.Schmid/F.Hamprecht	Bentley Team HTP	Bentley Continental GT3	38	1:00:30.082	19.748	163,0	21	1:31.069	171,0
9	19 C.Hürtgen/U.Alzen	BMW Sports Trophy Team Schubert	BMW Z4 GT3	38	1:00:36.520	26.186	162,7	32	1:31.430	170,3
10	100 D.Dobitsch/E.Sandström	kfzteile24 MS Racing	Audi R8 LMS ultra	38	1:00:47.565	37.231	162,2	16	1:31.401	170,4
11	16 R.Frey/P.Geipel	YACO Racing	Audi R8 LMS ultra	38	1:00:55.078	44.744	161,9	35	1:31.649	169,9
12	66 A.Wirth/D.Keilwitz	Callaway Competition	Corvette Z06.R GT3	38	1:00:59.821	49.487	161,7	11	1:30.852	171,4
13	2 J.Pepper/N.Thiim	C. Abt Racing	Audi R8 LMS ultra	38	1:01:05.151	54.817	161,5	12	1:31.827	169,6
14	12 J.Knoll(*G*)/L.Marionek	Senkyr Motorsport	BMW Z4 GT3	38	1:01:14.041	1:03.707	161,1	19	1:31.440	170,3
15	69 P.Assenheimer/D.Alessi	Callaway Competition	Corvette Z06.R GT3	38	1:01:17.219	1:06.885	160,9	11	1:31.550	170,1
16	24 F.Stoll/M.Basseng	kfzteile24 MS Racing	Audi R8 LMS ultra	38	1:01:24.557	1:14.223	160,6	36	1:31.807	169,6
17	1 S.Wackerbauer/K.van der Linde	C. Abt Racing	Audi R8 LMS ultra	38	1:01:53.729	1:43.395	159,4	13	1:31.867	169,5
18	23 M.Gassner(*G*)/F.Strauss	MRS GT Racing	Nissan GT-R Nismo GT3	37	1:00:52.057	1 LAP	157,8	11	1:31.127	170,9
not classified										
42	H.Proczyk/A.Simonsen	HP Racing	Mercedes-Benz SLS AMG GT3	27	44:15.915	11LAPS	158,3	18	1:31.375	170,4
3	A.Weishaupt(*G*)/C.Jöns	C. Abt Racing	Audi R8 LMS ultra	4	7:36.185	34LAPS	136,6	3	1:34.068	165,6
80	J.Klingmann/D.Baumann	BMW Sports Trophy Team Schubert	BMW Z4 GT3	1	1:41.763	37LAPS				

Fastest lap of the race. Car 63 driver Bortolotti on lap 15. Time 1:30.661, average speed 171,8 km/h.

Following stewards decision no. 67 drive trough penalty in exchange a time penalty of 30 seconds for car no. 1

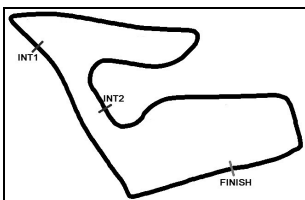
(*G*) marks the gentlemen driver

Subject to final scrutineering!

Publications Time:

Clerk of the course:

Time Keeping:



ADAC GT Masters

Lap chart Race 2

Provisional

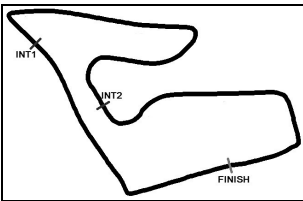


Red Bull Ring, Length: 4326 m

Sunday 7.6.2015 13:15

POS	1	2	3	4	5	6	7	8	9	10	11	12	13	14	15	16	17	18	19	20	21	22
LAP 1	.80	66	25	63	36	21	13	7	42	100	24	22	2	8	69	3	1	16	12	19	23	
LAP 2	66	25	63	36	21	13	7	42	100	24	22	2	8	69	1	3	16	12	19	23		
LAP 3	66	25	63	36	21	13	7	42	100	22	24	8	2	69	1	3	16	12	23	19		
LAP 4	66	25	63	36	21	13	7	42	100	22	8	24	69	2	1	23	19	16	12	3		
LAP 5	66	25	63	36	21	13	7	42	22	100	8	69	24	2	1	23	19	16	12			
LAP 6	66	25	63	36	21	13	7	42	22	100	8	69	24	23	2	19	1	16	12			
LAP 7	66	25	63	36	21	13	7	42	22	8	100	69	24	19	2	1	16	12	.23			
LAP 8	66	25	63	36	21	13	7	42	22	8	100	69	24	19	2	1	16	12	23'			
LAP 9	66	25	63	36	21	13	7	42	22	8	100	69	24	19	2	1	16	12	23'			
LAP 10	66	63	25	36	21	13	7	42	22	8	100	69	24	19	2	1	16	12	23'			
LAP 11	66	63	25	36	21	13	7	42	22	8	100	69	24	19	2	1	16	12	23'			
LAP 12	66	63	25	36	21	13	7	22	42	8	100	69	24	19	2	1	16	12	23'			
LAP 13	66	63	25	36	21	13	7	22	42	8	100	69	24	19	2	1	16	12	23'			
LAP 14	66	63	25	36	21	13	7	22	42	8	100	69	24	19	2	1	16	12	23'			
LAP 15	66	63	25	36	21	13	7	22	42	8	100	69	19	24	2	1	16	12	23'			
LAP 16	66	63	25	36	21	13	42	8	.7	100	.22	69	19	24	2	1	12	.16	23'			
LAP 17	66	63	25	36	21	13	42	100	.8	69	19	24	2	1	12	7	22	16'	23'			
LAP 18	66	63	25	36	13	.21	42	100	69	19	24	2	1	12	7	22	8	16'	.23'			
LAP 19	66	63	25	36	13	42	100	19	.69	24	2	1	12	21	7	22	8	16'	23'			
LAP 20	66	63	13	.25	.36	42	.100	.19	24	1	12	.2	21	7	22	8	16'	69'	23'			
LAP 21	.66	.63	.13	.42	24	1	.12	25	36	21	7	22	8	19	100	2	16	69	23'			
LAP 22	.24	.1	66	63	25	13	36	21	7	22	42	8	19	100	2	16	12	.69	23'			
LAP 23	66	63	25	36	13	21	7	22	42	8	19	100	1	24	2	16	12	69	23'			
LAP 24	66	63	25	36	13	21	7	22	42	8	19	100	1	24	2	16	12	69	23'			
LAP 25	66	63	25	36	21	13	7	22	42	8	19	100	1	24	2	16	12	69	23'			
LAP 26	66	63	25	36	21	7	22	13	42	8	19	100	1	24	2	16	12	69	23'			
LAP 27	66	63	25	36	21	7	22	13	8	19	100	1	16	2	.24	12	.42	69	23'			
LAP 28	66	63	25	36	21	7	22	13	8	19	100	1	16	2	12	69	24	23'				
LAP 29	66	63	25	36	21	7	22	13	8	19	100	16	.1	2	12	69	24	23'				
LAP 30	66	63	25	36	21	7	22	13	8	19	100	16	2	12	69	1	24	23'				
LAP 31	66	63	25	36	21	7	22	13	8	19	100	16	2	12	69	1	24	23'				
LAP 32	66	63	25	36	21	7	22	13	8	19	100	16	2	12	69	1	24	23'				
LAP 33	66	63	25	36	21	7	22	13	8	19	100	16	2	12	69	1	24	23'				
LAP 34	63	25	36	.66	21	7	22	13	8	19	100	16	2	12	69	1	24	23'				
LAP 35	63	25	36	21	7	22	13	8	19	100	16	66	2	12	69	1	24	23'				

. - PIT STOP ' - LAP BEHIND



ADAC GT Masters

Lap chart Race 2

Provisional

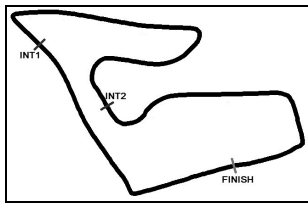


Red Bull Ring, Length: 4326 m

Sunday 7.6.2015 13:15

POS	1	2	3	4	5	6	7	8	9	10	11	12	13	14	15	16	17	18	19	20	21	22
LAP 36	63	25	36	21	7	22	13	8	19	100	16	66	2	12	69	1	24	23'				
LAP 37	63	25	36	21	7	22	13	8	19	100	16	66	2	12	69	1	24	23'				
LAP 38	63	25	36	21	7	22	13	8	19	100	16	66	2	12	69	1	24	.23				

.. - PIT STOP ' - LAP BEHIND



ADAC GT Masters

Lap Analysis Race 2

Provisional



Red Bull Ring, Length: 4326 m

Air temperature: 28.3°C

Track temperature: 36.2°C

Weather condition: Dry



Reg. Nr.: CR 11/2015

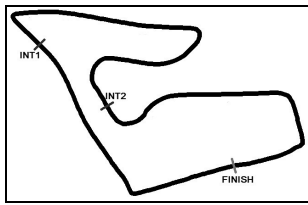
Sunday 7.6.2015 13:15

Lap	Time	SE1	SP1	SE2	SP2	SE3	SP3	Lap	Time	SE1	SP1	SE2	SP2	SE3	SP3
1 Stefan Wackerbauer, DEU/ Kelvin van der Linde, ZAF								theoretical besttime: 1:31.566							
1	2:07.269	29.586	208	49.943	132	47.740	132	21	1:32.246	23.411	232	40.576	162	28.259	201
2	2:10.597	38.253	129	54.169	98	38.175	200	22	1:36.363	23.284	233	40.629	165	32.450	
3	1:34.113	23.609	232	41.520	158	28.984	200	23	2:34.020	1:24.271	228	41.204	161	28.545	201
4	1:33.327	23.403	233	41.180	164	28.744	201	24	1:32.557	23.388	233	40.834	159	28.335	201
5	1:33.426	23.541	232	41.100	162	28.785	201	25	1:32.639	23.390	233	41.008	163	28.241	201
6	1:34.764	23.629	233	42.146	156	28.989	199	26	1:32.387	23.413	232	40.702	164	28.272	201
7	1:34.019	23.793	231	41.794	159	28.432	200	27	1:32.455	23.342	233	40.901	157	28.212	203
8	1:32.287	23.378	231	40.683	163	28.226	201	28	1:32.261	23.292	234	40.850	162	28.119	202
9	1:31.927	23.316	232	40.530	163	28.081	202	29	1:37.295	23.293	234	40.792	163	33.210	
10	1:32.048	23.360	232	40.533	163	28.155	201	30	1:58.991	50.097	227	40.739	161	28.155	202
11	1:32.272	23.407	233	40.711	163	28.154	201	31	1:32.129	23.285	232	40.833	162	28.011	203
12	1:32.053	23.312	232	40.529	161	28.212	201	32	1:32.143	23.504	232	40.706	164	27.933	203
13	1:31.867	23.273	232	40.434	162	28.160	202	33	1:32.088	23.308	233	40.716	165	28.064	203
14	1:31.890	23.210	233	40.562	162	28.118	202	34	1:31.928	23.218	234	40.665	165	28.045	202
15	1:32.023	23.252	235	40.579	163	28.192	202	35	1:32.016	23.243	235	40.582	162	28.191	204
16	1:32.080	23.199	235	40.654	165	28.227	202	36	1:32.739	23.257	233	40.755	164	28.727	193
17	1:32.129	23.271	237	40.639	165	28.219	202	37	1:32.563	23.495	233	40.900	164	28.168	203
18	1:32.560	23.448	235	40.704	162	28.408	199	38	1:31.904	23.242	233	40.637	164	28.025	203
19	1:32.089	23.325	234	40.567	166	28.197	201								
20	1:32.265	23.361	233	40.685	163	28.219	201								

2 Jordan Lee Pepper, ZAF/ Nicki Thiim, DNK								theoretical besttime: 1:31.773							
1	2:04.666	29.411	222	47.908	147	47.347	136	21	2:33.053	1:22.636	227	41.614	157	28.803	201
2	2:11.863	38.290	170	55.191	83	38.382	201	22	1:33.754	23.590	233	41.391	157	28.773	201
3	1:34.356	23.794	229	41.942	164	28.620	201	23	1:33.589	23.670	232	41.403	160	28.516	202
4	1:34.013	23.445	233	41.784	157	28.784	201	24	1:33.525	23.705	232	41.414	159	28.406	201
5	1:33.582	23.512	232	41.216	160	28.854	200	25	1:33.539	23.570	233	41.281	159	28.688	198
6	1:34.069	23.620	233	41.616	149	28.833	201	26	1:33.012	23.638	231	41.022	160	28.352	200
7	1:33.821	23.510	231	41.979	162	28.332	201	27	1:33.798	23.596	231	41.658	159	28.544	201
8	1:32.471	23.487	232	40.791	164	28.193	201	28	1:33.395	23.763	232	41.265	164	28.367	201
9	1:32.105	23.415	231	40.558	163	28.132	201	29	1:32.620	23.480	233	40.950	161	28.190	201
10	1:32.344	23.478	231	40.497	165	28.369	197	30	1:32.926	23.610	231	41.061	163	28.255	201
11	1:32.078	23.515	231	40.504	162	28.059	201	31	1:32.975	23.532	231	40.987	164	28.456	201
12	1:31.827	23.321	232	40.486	163	28.020	201	32	1:33.073	23.608	231	41.078	166	28.387	202
13	1:32.018	23.328	231	40.486	162	28.204	201	33	1:33.007	23.482	232	41.155	163	28.370	202
14	1:32.117	23.363	233	40.622	164	28.132	201	34	1:32.815	23.412	232	41.150	161	28.253	203
15	1:31.971	23.313	233	40.534	161	28.124	202	35	1:32.995	23.511	233	41.087	158	28.397	202
16	1:32.125	23.342	234	40.577	162	28.206	201	36	1:32.764	23.267	234	41.089	162	28.408	202
17	1:32.174	23.461	234	40.553	164	28.160	200	37	1:32.842	23.368	232	41.056	161	28.418	202
18	1:32.104	23.311	234	40.672	162	28.121	201	38	1:33.108	23.543	231	41.017	160	28.548	201
19	1:32.248	23.384	233	40.595	162	28.269	201								
20	1:36.409	23.370	233	40.551	164	32.488									

3 Andreas Weishaupt, DEU/ Christer Jöns, DEU								theoretical besttime: 1:33.850							
1	2:06.693	30.245	222	48.809	137	47.639	122	3	1:34.068	23.639	232	41.587	152	28.842	201
2	2:11.574	39.142	135	54.486	92	37.946	201	4	1:43.850	23.466	235	41.542	159	38.842	69

7 Luca Stolz, DEU/ Jeroen Bleekemolen, NLD								theoretical besttime: 1:30.955							
1	1:59.797	27.565	216	46.039	154	46.193	126	21	1:32.447	22.951	240	40.954	152	28.542	208
2	2:14.730	38.647	124	56.291	75	39.792	204	22	1:32.253	22.947	244	40.887	157	28.419	207
3	1:33.044	23.331	237	41.005	162	28.708	206	23	1:32.477	23.054	234	40.919	153	28.504	207
4	1:32.536	23.009	234	40.934	161	28.593	206	24	1:32.216	23.010	242	40.807	159	28.399	207
5	1:32.329	23.012	239	40.743	164	28.574	206	25	1:32.562	23.006	237	41.164	151	28.392	208
6	1:31.711	22.858	239	40.417	164	28.436	205	26	1:31.560	23.029	240	40.460	163	28.071	207
7	1:31.792	22.822	240	40.552	164	28.418	206	27	1:31.403	22.903	242	40.363	162	28.137	207
8	1:31.550	22.849	240	40.374	164	28.327	205	28	1:31.406	22.882	243	40.397	160	28.127	207
9	1:31.379	22.850	242	40.364	166	28.165	206	29	1:31.755	22.899	241	40.657	158	28.199	207
10	1:31.618	22.812	241	40.436	164	28.370	207	30	1:31.475	22.904	241	40.504	162	28.067	206
11	1:31.786	22.849	241	40.557	164	28.380	207	31	1:31.296	22.858	242	40.396	160	28.042	207



ADAC GT Masters

Lap Analysis Race 2

Provisional



Red Bull Ring, Length: 4326 m

Air temperature: 28.3°C

Track temperature: 36.2°C

Weather condition: Dry



Reg. Nr.: CR 11/2015

Sunday 7.6.2015 13:15

Lap	Time	SE1	SP1	SE2	SP2	SE3	SP3	Lap	Time	SE1	SP1	SE2	SP2	SE3	SP3
12	1:31.568	22.766	239	40.470	162	28.332	206	32	1:31.487	22.894	241	40.459	160	28.134	207
13	1:31.548	22.805	242	40.406	162	28.337	206	33	1:31.594	22.890	239	40.512	160	28.192	208
14	1:31.929	22.933	240	40.627	164	28.369	207	34	1:31.446	22.915	243	40.469	161	28.062	208
15	1:31.528	22.796	239	40.543	160	28.189	207	35	1:31.616	22.832	239	40.699	158	28.085	208
16	1:37.026	22.767	244	40.550	166	33.709		36	1:31.641	22.921	241	40.550	159	28.170	207
17	2:31.358	1:22.819	238	40.563	164	27.976	206	37	1:31.560	22.811	242	40.633	164	28.116	208
18	1:31.211	22.885	240	40.213	167	28.113	206	38	1:31.614	22.858	239	40.586	159	28.170	206
19	1:32.020	22.793	242	40.790	158	28.437	206								
20	1:31.711	23.059	240	40.430	160	28.222	207								

8 Clemens Schmid, AUT/ Fabian Hamprecht, AUT

theoretical besttime: 1:30.741

1	2:04.905	29.014	215	48.824	147	47.067	141	21	1:31.069	22.632	243	40.294	164	28.143	207
2	2:12.098	38.557	167	55.074	85	38.467	205	22	1:32.646	22.856	234	41.172	157	28.618	206
3	1:33.499	23.326	236	41.471	161	28.702	206	23	1:32.396	23.070	238	40.839	158	28.487	206
4	1:32.494	23.193	237	40.716	156	28.585	205	24	1:32.346	23.153	235	40.914	160	28.279	206
5	1:33.204	23.796	238	40.881	160	28.527	206	25	1:32.288	22.958	239	40.690	161	28.640	206
6	1:32.285	23.117	237	40.868	159	28.300	207	26	1:32.070	22.887	242	40.877	157	28.306	207
7	1:32.252	22.911	240	40.891	165	28.450	204	27	1:31.165	22.956	241	40.330	162	27.879	207
8	1:31.448	22.923	239	40.230	159	28.295	205	28	1:31.254	22.743	243	40.554	157	27.957	207
9	1:31.731	22.939	240	40.423	163	28.369	206	29	1:31.522	22.769	243	40.346	163	28.407	206
10	1:31.732	22.804	240	40.728	164	28.200	205	30	1:31.432	22.891	242	40.395	165	28.146	207
11	1:31.405	22.856	239	40.352	160	28.197	206	31	1:31.222	22.810	242	40.418	164	27.994	206
12	1:31.457	22.863	241	40.346	157	28.248	205	32	1:31.485	22.811	242	40.284	163	28.390	207
13	1:31.592	22.874	238	40.545	165	28.173	207	33	1:31.332	22.728	244	40.459	164	28.145	208
14	1:31.541	22.798	240	40.563	157	28.180	206	34	1:31.395	22.698	244	40.521	161	28.176	207
15	1:31.416	22.818	242	40.465	154	28.133	207	35	1:31.553	22.727	243	40.550	163	28.276	207
16	1:31.591	22.858	240	40.594	156	28.139	206	36	1:31.638	22.807	245	40.648	159	28.183	207
17	1:35.569	22.792	240	40.719	155	32.058		37	1:32.097	22.867	237	40.873	156	28.357	207
18	2:36.194	1:27.895	238	40.394	168	27.905	207	38	1:31.996	22.841	241	40.879	159	28.276	208
19	1:31.189	23.017	240	40.268	169	27.904	207								
20	1:31.574	23.152	238	40.504	165	27.918	207								

12 Jacob Knoll, CZE/ Lennart Marioneck, DEU

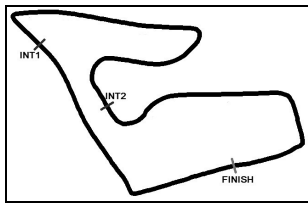
theoretical besttime: 1:31.230

1	2:08.500	30.226	217	50.258	135	48.016	133	21	1:36.339	23.034	236	40.782	163	32.523	
2	2:10.446	38.342	151	54.606	86	37.498	203	22	2:42.381	1:30.973	201	42.194	152	29.214	202
3	1:34.291	23.504	234	41.617	154	29.170	202	23	1:34.484	23.831	233	41.766	154	28.887	201
4	1:34.478	24.107	232	41.470	159	28.901	202	24	1:32.966	23.287	234	40.961	161	28.718	202
5	1:33.148	23.305	234	41.308	161	28.535	204	25	1:32.784	23.265	235	40.887	159	28.632	203
6	1:33.027	23.192	235	41.005	157	28.830	205	26	1:32.324	23.151	234	40.637	161	28.536	203
7	1:34.854	23.663	211	42.121	145	29.070	204	27	1:32.742	23.199	234	40.793	163	28.750	202
8	1:32.564	23.147	237	41.162	153	28.255	205	28	1:32.788	23.251	236	40.846	157	28.691	201
9	1:32.031	23.249	237	40.594	161	28.188	205	29	1:33.236	23.475	234	40.874	161	28.887	201
10	1:32.131	23.215	236	40.723	155	28.193	205	30	1:33.767	23.295	233	41.511	156	28.961	201
11	1:32.608	23.200	236	40.916	152	28.492	204	31	1:33.207	23.316	234	40.997	159	28.894	202
12	1:32.814	23.167	233	41.322	155	28.325	204	32	1:32.864	23.183	234	40.860	157	28.821	203
13	1:32.200	23.154	236	40.905	157	28.141	206	33	1:33.244	23.344	234	41.098	152	28.802	202
14	1:31.942	23.088	236	40.654	156	28.200	205	34	1:32.949	23.232	236	41.090	162	28.627	204
15	1:32.049	23.131	237	40.783	152	28.135	206	35	1:32.837	23.240	235	40.851	162	28.746	203
16	1:32.802	23.136	239	41.137	157	28.529	205	36	1:33.097	23.229	236	40.896	162	28.972	200
17	1:31.531	23.050	237	40.420	159	28.061	204	37	1:32.904	23.386	235	40.836	162	28.682	203
18	1:31.493	23.009	237	40.464	162	28.020	205	38	1:33.197	23.327	234	40.922	163	28.948	203
19	1:31.440	23.051	236	40.451	163	27.938	204								
20	1:31.582	23.124	236	40.283	165	28.175	204								

13 Remo Lips, CHE/ Sven Barth, DEU

theoretical besttime: 1:31.112

1	1:58.767	27.324	239	45.502	140	45.941	103	21	1:36.103	23.059	240	40.509	161	32.535	
2	2:15.112	38.214	144	56.754	82	40.144	205	22	2:33.208	1:23.706	240	40.876	167	28.626	208
3	1:32.771	23.387	237	40.803	162	28.581	208	23	1:32.933	23.195	241	41.108	153	28.630	207
4	1:32.763	23.372	240	40.873	160	28.518	207	24	1:32.281	22.905	241	40.565	163	28.811	202
5	1:32.096	23.085	240	40.628	159	28.383	207	25	1:32.932	23.389	243	41.140	160	28.403	207
6	1:31.735	23.091	240	40.390	161	28.254	207	26	1:33.245	23.331	240	41.458	158	28.456	207



ADAC GT Masters

Lap Analysis Race 2

Provisional



Red Bull Ring, Length: 4326 m

Air temperature: 28.3°C

Track temperature: 36.2°C

Weather condition: Dry



Reg. Nr.: CR 11/2015

Sunday 7.6.2015 13:15

Lap	Time	SE1	SP1	SE2	SP2	SE3	SP3	Lap	Time	SE1	SP1	SE2	SP2	SE3	SP3
7	1:31.877	23.230	238	40.408	160	28.239	207	27	1:31.876	22.998	241	40.548	157	28.330	208
8	1:31.518	23.026	240	40.299	166	28.193	206	28	1:32.162	23.109	239	40.705	161	28.348	208
9	1:31.356	22.884	242	40.278	163	28.194	207	29	1:32.196	22.900	242	40.924	162	28.372	208
10	1:31.895	22.929	239	40.731	162	28.235	207	30	1:31.916	23.026	241	40.594	154	28.296	207
11	1:31.750	22.992	241	40.451	164	28.307	207	31	1:31.823	22.990	240	40.510	158	28.323	207
12	1:31.335	22.903	240	40.387	163	28.045	208	32	1:31.803	22.853	241	40.406	156	28.544	207
13	1:31.737	23.054	241	40.423	158	28.260	207	33	1:31.703	23.019	242	40.558	159	28.126	208
14	1:31.824	22.995	242	40.752	161	28.077	207	34	1:31.507	22.890	243	40.508	159	28.109	208
15	1:31.553	22.991	241	40.459	163	28.103	208	35	1:31.658	22.824	243	40.651	162	28.183	209
16	1:31.279	22.925	241	40.340	165	28.014	208	36	1:31.768	22.820	242	40.651	158	28.297	208
17	1:31.579	22.918	244	40.559	161	28.102	207	37	1:32.055	23.011	242	40.737	156	28.307	208
18	1:32.055	23.152	242	40.498	160	28.405	206	38	1:31.944	22.891	242	40.738	156	28.315	209
19	1:31.516	22.997	241	40.414	169	28.105	207								
20	1:31.929	22.822	242	40.512	159	28.595	205								

16 Rahel Frey, CHE/ Philip Geipel, DEU

theoretical besttime: 1:31.497

1	2:07.650	30.134	232	49.751	131	47.765	137	21	1:32.077	23.201	236	40.371	159	28.505	203
2	2:11.016	38.450	136	54.670	90	37.896	201	22	1:32.137	23.227	236	40.466	161	28.444	203
3	1:34.137	23.717	233	41.362	151	29.058	201	23	1:32.160	23.276	235	40.382	160	28.502	205
4	1:34.396	23.477	234	41.672	153	29.247	197	24	1:32.148	23.160	235	40.544	160	28.444	203
5	1:33.122	23.624	235	40.994	158	28.504	203	25	1:32.098	23.218	236	40.444	157	28.436	205
6	1:33.339	23.224	235	41.097	148	29.018	205	26	1:32.592	23.362	234	40.753	157	28.477	204
7	1:34.658	23.681	237	42.151	149	28.826	203	27	1:32.726	23.417	235	40.982	158	28.327	204
8	1:32.667	23.463	233	40.970	156	28.234	203	28	1:32.106	23.303	236	40.452	161	28.351	203
9	1:32.075	23.283	234	40.466	156	28.326	202	29	1:31.829	23.187	235	40.282	162	28.360	203
10	1:32.174	23.298	234	40.612	158	28.264	202	30	1:32.149	23.346	235	40.558	163	28.245	204
11	1:32.544	23.346	237	40.794	154	28.404	204	31	1:31.996	23.197	233	40.424	167	28.375	202
12	1:32.821	23.367	236	41.107	158	28.347	203	32	1:32.186	23.183	235	40.677	163	28.326	203
13	1:32.138	23.363	237	40.509	155	28.266	205	33	1:31.806	23.188	236	40.418	162	28.200	205
14	1:31.925	23.242	235	40.421	155	28.262	203	34	1:31.683	23.162	238	40.437	166	28.084	206
15	1:32.170	23.307	236	40.592	156	28.271	203	35	1:31.649	23.135	238	40.291	163	28.223	206
16	1:36.807	23.298	237	40.875	158	32.634		36	1:33.113	23.131	236	40.320	163	29.662	201
17	2:34.605	1:25.023	231	41.110	161	28.472	204	37	1:32.218	23.354	235	40.550	161	28.314	206
18	1:32.318	23.345	236	40.401	160	28.572	202	38	1:32.283	23.339	235	40.527	161	28.417	205
19	1:32.576	23.461	235	40.424	163	28.691	198								
20	1:32.984	23.523	233	40.915	160	28.546	203								

19 Claudia Hürtgen, DEU/ Uwe Alzen, DEU

theoretical besttime: 1:31.227

1	2:09.557	35.897	224	45.204	132	48.456	152	21	2:32.396	1:23.140	233	40.655	173	28.601	204
2	2:10.119	38.261	139	54.754	98	37.104	201	22	1:31.936	23.117	235	40.586	171	28.233	204
3	1:34.138	23.940	233	41.181	161	29.017	201	23	1:32.110	23.144	233	40.469	171	28.497	201
4	1:33.347	23.631	233	40.814	155	28.902	200	24	1:32.004	23.244	233	40.401	167	28.359	204
5	1:32.577	23.452	233	40.523	159	28.602	201	25	1:31.775	23.081	235	40.406	173	28.288	203
6	1:33.330	23.497	234	40.985	156	28.848	202	26	1:32.078	23.168	234	40.590	178	28.320	202
7	1:32.816	23.289	226	41.002	165	28.525	200	27	1:31.578	23.158	234	40.304	178	28.116	204
8	1:32.160	23.463	233	40.340	166	28.357	201	28	1:31.724	23.208	235	40.171	173	28.345	204
9	1:31.755	23.200	234	40.352	163	28.203	203	29	1:31.623	23.116	235	40.340	178	28.167	204
10	1:31.699	23.158	236	40.392	160	28.149	202	30	1:31.668	23.200	233	40.382	180	28.086	204
11	1:31.768	23.176	235	40.356	166	28.236	203	31	1:31.496	23.114	234	40.209	178	28.173	204
12	1:31.876	23.237	235	40.352	163	28.287	202	32	1:31.430	23.026	234	40.155	171	28.249	205
13	1:32.075	23.197	234	40.423	164	28.455	203	33	1:31.715	23.122	235	40.394	176	28.199	204
14	1:32.039	23.366	235	40.534	161	28.139	202	34	1:31.512	23.027	236	40.302	180	28.183	204
15	1:31.768	23.401	235	40.321	164	28.046	203	35	1:32.216	23.117	236	40.856	172	28.243	205
16	1:31.498	23.083	235	40.194	161	28.221	201	36	1:31.748	23.064	236	40.409	166	28.275	202
17	1:31.749	23.125	236	40.362	158	28.262	202	37	1:32.028	23.125	236	40.428	179	28.475	204
18	1:31.680	23.128	236	40.467	167	28.085	202	38	1:32.164	23.251	234	40.517	174	28.396	203
19	1:31.734	23.120	235	40.432	163	28.182	201								
20	1:35.634	23.175	234	40.250	161	32.209									



ADAC GT Masters

Lap Analysis Race 2

Provisional



Red Bull Ring, Length: 4326 m

Air temperature: 28.3°C

Track temperature: 36.2°C

Weather condition: Dry



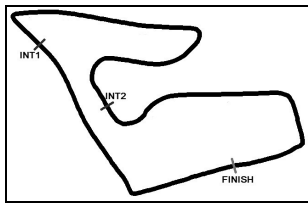
Reg. Nr.: CR 11/2015

Sunday 7.6.2015 13:15

Lap	Time	SE1	SP1	SE2	SP2	SE3	SP3	Lap	Time	SE1	SP1	SE2	SP2	SE3	SP3
21 Sebastian Asch, DEU/ Luca Ludwig, DEU								theoretical besttime: 1:31.103							
1	1:58.093	26.776	237	45.122	151	46.195	109	21	1:32.644	23.048	239	41.068	160	28.528	204
2	2:15.460	37.781	159	57.299	79	40.380	204	22	1:32.248	22.990	241	40.691	163	28.567	205
3	1:32.935	23.259	237	40.898	158	28.778	205	23	1:32.336	23.036	241	40.931	165	28.369	206
4	1:32.628	23.379	239	40.669	160	28.580	205	24	1:32.091	23.026	240	40.742	168	28.323	204
5	1:32.027	22.897	238	40.602	163	28.528	206	25	1:32.213	23.224	239	40.638	169	28.351	204
6	1:31.724	22.922	238	40.449	163	28.353	206	26	1:31.778	23.060	239	40.488	169	28.230	205
7	1:31.801	22.973	238	40.395	158	28.433	205	27	1:31.325	23.036	240	40.263	167	28.026	205
8	1:31.501	22.882	239	40.329	160	28.290	206	28	1:31.589	22.976	240	40.445	167	28.168	205
9	1:31.446	22.944	238	40.210	161	28.292	206	29	1:31.667	23.026	240	40.568	158	28.073	204
10	1:31.988	22.925	239	40.588	155	28.475	206	30	1:31.380	23.024	239	40.303	170	28.053	205
11	1:31.670	22.991	238	40.438	161	28.241	206	31	1:31.420	22.967	239	40.264	171	28.189	205
12	1:31.420	22.897	239	40.304	162	28.219	204	32	1:31.562	22.955	239	40.426	160	28.181	205
13	1:31.787	22.981	239	40.461	159	28.345	205	33	1:31.606	23.083	240	40.365	172	28.158	206
14	1:31.847	23.092	240	40.445	162	28.310	205	34	1:31.529	22.923	240	40.371	167	28.235	205
15	1:31.334	22.873	240	40.235	164	28.226	205	35	1:31.545	22.962	241	40.507	166	28.076	206
16	1:31.381	22.887	240	40.345	161	28.149	206	36	1:31.632	22.929	240	40.526	164	28.177	206
17	1:31.507	22.867	241	40.514	163	28.126	207	37	1:31.481	22.898	240	40.418	168	28.165	207
18	1:36.212	22.985	241	40.646	159	32.581		38	1:31.513	23.007	239	40.421	163	28.085	206
19	2:33.238	1:23.997	236	40.774	167	28.467	205								
20	1:31.757	23.103	237	40.354	170	28.300	205								

Lap	Time	SE1	SP1	SE2	SP2	SE3	SP3	Lap	Time	SE1	SP1	SE2	SP2	SE3	SP3
22 Dominic Jöst, DEU/ Florian Scholze, DEU								theoretical besttime: 1:30.726							
1	2:03.292	29.098	226	46.552	146	47.642	157	21	1:30.973	22.729	244	40.307	173	27.937	209
2	2:12.853	38.724	177	55.386	76	38.743	205	22	1:31.562	22.750	245	40.692	175	28.120	208
3	1:33.508	23.202	242	41.303	151	29.003	207	23	1:31.469	22.829	244	40.543	165	28.097	210
4	1:32.796	23.263	241	41.070	158	28.463	208	24	1:32.298	23.083	239	40.812	167	28.403	209
5	1:32.559	23.494	239	40.640	166	28.425	208	25	1:32.467	22.982	243	41.102	161	28.383	209
6	1:31.349	22.794	241	40.316	161	28.239	209	26	1:31.681	22.902	245	40.713	166	28.066	208
7	1:31.477	22.834	242	40.411	156	28.232	208	27	1:31.991	22.868	242	40.471	167	28.652	192
8	1:31.477	22.833	243	40.513	160	28.131	209	28	1:31.826	23.533	243	40.317	174	27.976	209
9	1:31.712	22.966	243	40.538	163	28.208	206	29	1:31.153	22.707	244	40.442	175	28.004	208
10	1:31.446	22.925	244	40.344	156	28.177	208	30	1:31.304	22.766	240	40.399	171	28.139	208
11	1:32.093	23.008	243	40.676	155	28.409	208	31	1:31.327	22.818	240	40.497	181	28.012	208
12	1:32.089	23.432	242	40.327	165	28.330	207	32	1:31.415	22.808	243	40.436	161	28.171	209
13	1:31.622	22.931	242	40.341	163	28.350	209	33	1:31.550	22.764	244	40.631	178	28.155	210
14	1:31.445	22.914	243	40.393	162	28.138	209	34	1:31.226	22.703	242	40.519	172	28.004	210
15	1:31.334	22.890	244	40.191	155	28.253	209	35	1:31.955	22.780	240	40.824	173	28.351	200
16	1:37.860	23.297	243	40.250	166	34.313		36	1:31.633	22.874	245	40.689	173	28.070	210
17	2:33.263	1:24.257	240	40.875	176	28.131	206	37	1:31.725	22.835	243	40.868	172	28.022	211
18	1:31.528	23.108	242	40.373	174	28.047	207	38	1:31.462	22.807	241	40.644	173	28.011	209
19	1:30.985	22.862	243	40.086	174	28.037	208								
20	1:30.990	22.846	242	40.160	177	27.984	209								

Lap	Time	SE1	SP1	SE2	SP2	SE3	SP3	Lap	Time	SE1	SP1	SE2	SP2	SE3	SP3
23 Marc Gassner, DEU/ Florian Strauss, DEU								theoretical besttime: 1:31.021							
1	2:09.911	45.014	200	42.671	166	42.226	155	20	1:32.623	23.085	241	41.219	158	28.319	207
2	2:09.996	38.264	146	54.858	103	36.874	207	21	1:32.397	22.942	241	41.274	158	28.181	207
3	1:33.437	23.197	238	41.396	156	28.844	206	22	1:31.616	22.840	242	40.807	159	27.969	207
4	1:33.462	23.146	245	41.046	157	29.270	203	23	1:33.061	22.886	240	41.813	155	28.362	207
5	1:32.365	22.978	241	40.761	156	28.626	209	24	1:32.390	23.155	242	41.025	157	28.210	207
6	1:32.831	22.995	244	41.395	161	28.441	207	25	1:32.902	23.005	240	40.909	161	28.988	205
7	2:28.147	23.594	174	1:12.638	115	51.915		26	1:32.661	22.959	241	41.210	160	28.492	208
8	2:04.532	55.764	236	40.698	166	28.070	209	27	1:32.807	23.165	242	41.179	159	28.463	207
9	1:31.412	22.828	241	40.446	163	28.138	208	28	1:34.592	24.224	224	41.834	163	28.534	208
10	1:31.670	22.761	241	40.653	152	28.256	208	29	1:32.501	23.071	241	41.048	163	28.382	208
11	1:31.127	22.659	243	40.393	161	28.075	207	30	1:32.508	23.110	241	41.128	161	28.270	208
12	1:35.751	25.068	238	42.593	164	28.090	210	31	1:32.045	23.030	242	40.744	161	28.271	208
13	1:31.407	22.740	242	40.544	159	28.123	210	32	1:32.011	22.846	242	41.055	161	28.110	209
14	1:32.003	22.863	234	40.828	156	28.312	209	33	1:31.650	22.849	242	40.763	162	28.038	209
15	1:31.587	22.691	241	40.842	156	28.054	209	34	1:31.949	22.961	242	40.797	160	28.191	208
16	1:31.718	22.693	239	40.875	157	28.150	208	35	1:32.224	22.881	242	41.066	157	28.277	209



ADAC GT Masters

Lap Analysis Race 2

Provisional



Red Bull Ring, Length: 4326 m

Air temperature: 28.3°C

Track temperature: 36.2°C

Weather condition: Dry



Reg. Nr.: CR 11/2015

Sunday 7.6.2015 13:15

Lap	Time	SE1	SP1	SE2	SP2	SE3	SP3	Lap	Time	SE1	SP1	SE2	SP2	SE3	SP3
17	1:31.669	22.783	241	40.848	157	28.038	207	36	1:33.235	22.878	241	41.161	160	29.196	206
18	1:37.638	22.745	245	40.753	165	34.140		37	1:34.066	24.298	237	41.287	163	28.481	207
19	2:34.156	1:23.705	235	41.896	157	28.555	205								

24 Florian Stoll, DEU/ Marc Basseng, DEU

theoretical besttime: 1:31.656

1	2:02.404	28.705	228	46.498	141	47.201	150	21	1:32.560	23.436	234	40.766	161	28.358	200
2	2:13.150	38.832	178	55.788	73	38.530	202	22	1:37.060	23.417	235	40.729	163	32.914	
3	1:34.644	23.633	231	41.864	150	29.147	201	23	2:35.408	1:25.358	231	41.317	161	28.733	200
4	1:33.840	23.599	234	41.301	157	28.940	202	24	1:32.574	23.422	235	40.753	163	28.399	202
5	1:34.267	23.566	231	41.564	151	29.137	199	25	1:32.532	23.323	236	40.883	160	28.326	203
6	1:33.151	23.630	231	41.017	158	28.504	203	26	1:32.283	23.293	237	40.641	166	28.349	203
7	1:32.579	23.438	232	40.886	164	28.255	202	27	1:39.828	23.253	235	40.977	150	35.598	
8	1:32.290	23.403	236	40.536	163	28.351	202	28	1:57.652	48.623	232	40.822	161	28.207	204
9	1:32.245	23.308	234	40.676	163	28.261	202	29	1:32.160	23.295	236	40.608	167	28.257	202
10	1:32.208	23.373	234	40.596	165	28.239	202	30	1:32.086	23.230	235	40.535	162	28.321	201
11	1:31.928	23.239	235	40.563	164	28.126	203	31	1:32.208	23.303	236	40.620	163	28.285	203
12	1:31.919	23.260	233	40.469	166	28.190	204	32	1:31.962	23.206	236	40.527	169	28.229	204
13	1:32.129	23.223	235	40.510	165	28.396	202	33	1:31.930	23.157	237	40.458	165	28.315	204
14	1:32.404	23.176	234	40.486	165	28.742	201	34	1:32.095	23.109	237	40.448	165	28.538	203
15	1:33.264	23.844	235	40.945	166	28.475	202	35	1:32.218	23.232	236	40.619	170	28.367	205
16	1:32.216	23.251	236	40.530	157	28.435	202	36	1:31.807	23.180	236	40.421	171	28.206	205
17	1:32.133	23.280	237	40.627	160	28.226	202	37	1:32.701	23.203	235	41.110	167	28.388	207
18	1:32.016	23.340	235	40.522	161	28.154	203	38	1:32.077	23.187	236	40.551	162	28.339	204
19	1:32.287	23.370	235	40.522	164	28.395	202								
20	1:32.342	23.328	234	40.684	160	28.330	201								

25 David Russell, AUS/ Tomas Enge, CZE

theoretical besttime: 1:30.879

1	1:54.401	25.849	235	43.677	136	44.875	120	21	2:31.181	1:22.427	235	40.507	160	28.247	208
2	2:17.823	36.421	155	1:00.551	77	40.851	207	22	1:31.417	22.777	236	40.408	160	28.232	209
3	1:32.724	23.048	239	41.031	161	28.645	207	23	1:31.825	23.199	238	40.459	162	28.167	208
4	1:31.970	22.833	241	40.684	163	28.453	207	24	1:31.684	22.806	236	40.691	161	28.187	209
5	1:32.098	22.760	241	40.857	161	28.481	207	25	1:31.579	22.820	239	40.382	164	28.377	208
6	1:31.657	22.838	240	40.370	162	28.449	207	26	1:31.587	22.877	236	40.437	159	28.273	208
7	1:31.625	22.912	237	40.532	164	28.181	207	27	1:31.401	22.879	238	40.443	160	28.079	208
8	1:31.909	22.882	238	40.821	163	28.206	208	28	1:31.354	22.796	239	40.384	161	28.174	208
9	1:31.797	22.826	239	40.521	167	28.450	207	29	1:31.336	22.800	240	40.390	161	28.146	208
10	1:32.415	23.659	233	40.569	165	28.187	207	30	1:31.166	22.814	237	40.354	163	27.998	209
11	1:31.553	22.940	237	40.352	162	28.261	208	31	1:31.309	22.792	239	40.365	164	28.152	209
12	1:31.675	22.858	240	40.598	162	28.219	207	32	1:31.541	22.785	237	40.506	152	28.250	209
13	1:31.901	22.983	238	40.547	162	28.371	207	33	1:31.184	22.726	239	40.321	158	28.137	209
14	1:31.558	22.925	238	40.370	159	28.263	208	34	1:31.373	22.632	240	40.385	161	28.356	209
15	1:31.367	22.889	239	40.360	163	28.118	208	35	1:31.239	22.790	240	40.374	157	28.075	210
16	1:31.249	22.743	239	40.376	164	28.130	208	36	1:31.213	22.732	241	40.442	164	28.039	210
17	1:31.224	22.800	239	40.309	161	28.115	207	37	1:31.605	22.904	240	40.595	162	28.106	210
18	1:31.385	22.851	241	40.392	164	28.142	208	38	1:31.465	22.816	240	40.468	162	28.181	209
19	1:31.427	22.986	240	40.249	165	28.192	208								
20	1:36.114	22.923	236	40.672	162	32.519									

36 Philipp Eng, AUT/ Klaus Bachler, AUT

theoretical besttime: 1:31.001

1	1:57.329	26.484	235	44.312	157	46.533	109	21	2:35.017	1:25.763	237	40.776	163	28.478	206
2	2:15.909	36.225	197	58.880	79	40.804	205	22	1:32.353	22.913	243	40.764	165	28.676	206
3	1:32.573	23.063	238	40.706	165	28.804	205	23	1:31.710	22.847	241	40.535	166	28.328	207
4	1:32.211	22.934	239	40.583	166	28.694	206	24	1:31.329	22.833	241	40.262	166	28.234	206
5	1:31.852	22.921	240	40.398	165	28.533	206	25	1:31.367	22.908	241	40.182	168	28.277	206
6	1:32.011	23.086	238	40.298	168	28.627	206	26	1:31.371	22.832	241	40.249	171	28.290	206
7	1:31.709	22.950	238	40.359	166	28.400	205	27	1:31.315	22.803	241	40.308	168	28.204	206
8	1:31.719	22.951	239	40.239	169	28.529	204	28	1:31.314	22.736	242	40.450	165	28.128	207
9	1:31.580	23.012	239	40.193	169	28.375	206	29	1:31.075	22.751	242	40.174	165	28.150	207
10	1:32.437	23.358	239	40.609	166	28.470	205	30	1:31.294	22.837	241	40.299	166	28.158	207
11	1:31.405	22.856	240	40.215	168	28.334	206	31	1:31.193	22.815	240	40.244	166	28.134	207
12	1:31.540	22.852	241	40.357	169	28.331	205	32	1:31.105	22.779	241	40.137	163	28.189	207



ADAC GT Masters

Lap Analysis Race 2

Provisional



Red Bull Ring, Length: 4326 m

Air temperature: 28.3°C

Track temperature: 36.2°C

Weather condition: Dry



Reg. Nr.: CR 11/2015

Sunday 7.6.2015 13:15

Lap	Time	SE1	SP1	SE2	SP2	SE3	SP3	Lap	Time	SE1	SP1	SE2	SP2	SE3	SP3
13	1:31.862	22.877	241	40.476	169	28.509	207	33	1:31.170	22.808	242	40.139	171	28.223	207
14	1:31.625	22.813	240	40.304	169	28.508	205	34	1:31.298	22.819	242	40.259	167	28.220	207
15	1:31.411	22.805	242	40.200	171	28.406	207	35	1:31.401	22.760	243	40.304	168	28.337	207
16	1:31.406	22.819	242	40.308	171	28.279	206	36	1:32.271	22.768	242	40.746	157	28.757	208
17	1:31.774	22.798	242	40.645	169	28.331	206	37	1:32.086	22.855	243	40.732	157	28.499	207
18	1:31.826	22.967	242	40.521	168	28.338	206	38	1:32.406	22.928	239	40.748	159	28.730	207
19	1:31.338	22.804	242	40.251	169	28.283	205								
20	1:35.390	22.789	241	40.243	167	32.358									

42 Hari Proczyk, AUT/ Andreas Simonsen, SWE

theoretical besttime: 1:31.225

1	2:00.459	27.860	229	46.171	151	46.428	127	15	1:31.568	23.053	243	40.397	165	28.118	206
2	2:14.420	38.755	157	56.870	77	38.795	203	16	1:31.500	22.877	244	40.451	167	28.172	207
3	1:33.403	23.603	238	41.113	160	28.687	204	17	1:31.797	23.093	242	40.601	170	28.103	205
4	1:32.220	23.107	240	40.605	162	28.508	205	18	1:31.375	22.988	242	40.366	166	28.021	204
5	1:32.560	23.173	239	40.837	164	28.550	205	19	1:31.652	23.033	241	40.431	167	28.188	205
6	1:31.904	23.081	240	40.486	161	28.337	204	20	1:32.787	23.139	242	41.273	164	28.375	204
7	1:31.920	23.100	240	40.422	163	28.398	205	21	1:35.789	23.006	241	40.489	165	32.294	
8	1:31.828	23.061	241	40.544	167	28.223	204	22	2:35.276	1:25.503	236	41.163	161	28.610	205
9	1:31.618	23.064	242	40.375	163	28.179	205	23	1:32.367	22.978	241	40.700	164	28.689	197
10	1:31.737	23.009	241	40.410	167	28.318	206	24	1:32.350	23.226	241	40.818	163	28.306	204
11	1:32.396	23.155	243	40.477	159	28.764	203	25	1:32.045	22.924	242	40.725	166	28.396	205
12	1:32.956	23.882	240	40.653	161	28.421	205	26	1:32.228	23.011	240	40.945	158	28.272	204
13	1:31.874	23.137	242	40.382	164	28.355	206	27	2:04.292	24.067	202	52.288	122	47.937	
14	1:31.594	23.056	242	40.327	167	28.211	205								

63 Adrian Zaugg, ZAF/ Mirko Bortolotti, ITA

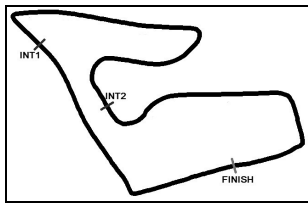
theoretical besttime: 1:30.531

1	1:55.934	25.964	227	44.205	141	45.765	116	21	1:35.378	22.907	242	40.326	159	32.145	
2	2:16.819	36.991	193	58.935	84	40.893	204	22	2:33.097	1:24.228	241	40.679	161	28.190	206
3	1:32.473	23.184	240	40.654	153	28.635	207	23	1:31.644	22.822	243	40.550	163	28.272	205
4	1:32.206	22.924	242	40.564	159	28.718	207	24	1:31.253	22.734	244	40.373	163	28.146	207
5	1:31.908	22.845	240	40.583	157	28.480	208	25	1:31.995	22.932	242	40.397	164	28.666	204
6	1:31.638	22.858	242	40.482	160	28.298	208	26	1:31.401	22.914	243	40.262	163	28.225	206
7	1:31.723	22.979	241	40.647	164	28.097	207	27	1:31.387	22.907	242	40.318	164	28.162	207
8	1:31.891	22.822	243	40.681	157	28.388	207	28	1:31.535	22.816	243	40.515	159	28.204	207
9	1:31.527	22.869	243	40.353	162	28.305	207	29	1:31.522	22.854	244	40.388	161	28.280	206
10	1:31.641	23.246	240	40.312	162	28.083	207	30	1:31.435	22.892	244	40.396	160	28.147	207
11	1:31.031	22.926	241	40.123	160	27.982	208	31	1:31.633	22.868	244	40.444	161	28.321	207
12	1:31.027	22.882	241	40.155	160	27.990	207	32	1:32.057	22.775	243	40.498	157	28.784	207
13	1:30.918	22.885	242	40.084	165	27.949	207	33	1:31.461	22.847	244	40.331	165	28.283	207
14	1:30.797	22.814	242	40.120	162	27.863	207	34	1:32.162	22.796	245	40.641	167	28.725	204
15	1:30.661	22.828	243	40.052	159	27.781	207	35	1:31.118	22.824	244	40.325	161	27.969	208
16	1:31.043	22.840	243	40.286	161	27.917	207	36	1:31.051	22.758	244	40.236	165	28.057	207
17	1:30.918	22.822	243	40.016	160	28.080	207	37	1:31.308	22.737	244	40.305	165	28.266	207
18	1:31.118	22.879	244	40.175	160	28.064	207	38	1:31.283	22.851	243	40.182	166	28.250	207
19	1:31.124	22.808	243	40.189	161	28.127	207								
20	1:31.217	22.806	244	40.260	160	28.151	207								

66 Andreas Wirth, DEU/ Daniel Keilwitz, DEU

theoretical besttime: 1:30.644

1	1:52.997	25.845	236	43.196	136	43.956	120	21	1:35.351	22.831	239	40.199	160	32.321	
2	2:18.783	36.910	141	1:00.622	77	41.251	208	22	2:32.679	1:23.089	238	41.122	154	28.468	209
3	1:32.490	23.281	237	40.898	162	28.311	209	23	1:31.986	22.892	240	40.786	159	28.308	210
4	1:31.824	23.131	238	40.513	159	28.180	209	24	1:31.790	22.924	241	40.553	163	28.313	209
5	1:32.214	23.477	235	40.624	158	28.113	209	25	1:31.708	22.727	239	40.674	159	28.307	210
6	1:31.472	23.059	236	40.323	155	28.090	209	26	1:32.062	22.891	241	40.876	162	28.295	209
7	1:31.356	23.011	235	40.319	160	28.026	209	27	1:31.830	22.917	238	40.689	156	28.224	210
8	1:31.387	23.008	239	40.265	158	28.114	209	28	1:31.563	22.900	241	40.566	162	28.097	210
9	1:31.050	22.924	240	40.115	163	28.011	210	29	1:31.566	22.873	241	40.640	158	28.053	210
10	1:31.312	23.041	239	40.201	160	28.070	210	30	1:31.631	22.879	237	40.696	159	28.056	211
11	1:30.852	22.877	240	40.128	161	27.847	208	31	1:31.635	22.916	237	40.523	158	28.196	210
12	1:31.149	22.944	237	40.213	163	27.992	209	32	1:32.198	22.877	238	40.694	161	28.627	209
13	1:31.296	22.986	240	40.292	159	28.018	210	33	1:31.361	22.880	241	40.485	162	27.996	211



ADAC GT Masters

Lap Analysis Race 2

Provisional



Red Bull Ring, Length: 4326 m

Air temperature: 28.3°C

Track temperature: 36.2°C

Weather condition: Dry



Reg. Nr.: CR 11/2015

Sunday 7.6.2015 13:15

Lap	Time	SE1	SP1	SE2	SP2	SE3	SP3	Lap	Time	SE1	SP1	SE2	SP2	SE3	SP3
14	1:30.986	22.928	240	40.153	159	27.905	210	34	1:43.599	22.806	238	41.211	151	39.582	
15	1:30.905	22.884	241	40.070	158	27.951	211	35	2:08.237	58.676	240	41.235	155	28.326	212
16	1:30.853	22.751	239	40.160	160	27.942	211	36	1:31.654	22.779	242	40.705	160	28.170	211
17	1:30.978	22.777	243	40.249	161	27.952	209	37	1:31.858	22.826	239	40.762	158	28.270	212
18	1:31.195	22.836	240	40.331	160	28.028	209	38	1:31.656	22.829	239	40.568	159	28.259	210
19	1:31.178	23.004	239	40.209	159	27.965	210								
20	1:31.180	22.886	242	40.190	162	28.104	211								

69 Patrick Assenheimer, DEU/ Diego Alessi, ITA

theoretical besttime: 1:31.316

1	2:06.044	29.394	217	48.891	140	47.759	134	21	1:32.712	23.176	241	40.946	159	28.590	205
2	2:11.300	38.671	148	54.482	89	38.147	207	22	1:37.683	23.210	241	41.032	149	33.441	
3	1:34.124	23.415	237	41.865	152	28.844	205	23	1:48.100	38.630	236	41.102	149	28.368	205
4	1:33.122	23.155	237	41.257	150	28.710	206	24	1:32.488	23.181	240	40.933	152	28.374	208
5	1:32.863	23.021	238	41.231	153	28.611	207	25	1:32.631	23.086	240	41.027	152	28.518	207
6	1:32.115	22.892	238	40.566	151	28.657	207	26	1:32.364	23.028	240	40.988	158	28.348	207
7	1:32.483	23.170	239	40.783	155	28.530	207	27	1:31.975	23.082	240	40.614	155	28.279	209
8	1:32.281	22.977	239	40.834	155	28.470	206	28	1:31.689	22.954	242	40.635	153	28.100	207
9	1:32.096	22.934	241	40.695	157	28.467	207	29	1:32.063	22.971	242	40.935	156	28.157	208
10	1:31.959	22.898	240	40.597	156	28.464	207	30	1:32.311	23.124	241	40.792	154	28.395	208
11	1:31.550	22.861	241	40.431	158	28.258	208	31	1:32.217	23.123	241	40.909	158	28.185	208
12	1:31.724	22.882	241	40.556	155	28.286	206	32	1:31.602	22.862	242	40.644	158	28.096	209
13	1:32.256	23.022	242	40.932	154	28.302	207	33	1:31.739	22.897	242	40.637	162	28.205	210
14	1:31.823	22.881	242	40.592	153	28.350	208	34	1:32.037	22.820	244	40.957	150	28.260	210
15	1:31.945	22.845	242	40.741	156	28.359	207	35	1:31.762	22.880	243	40.506	161	28.376	209
16	1:31.554	22.887	243	40.560	155	28.107	207	36	1:32.260	22.789	241	41.136	161	28.335	209
17	1:31.692	22.896	243	40.669	156	28.127	207	37	1:32.108	22.867	243	40.721	166	28.520	209
18	1:31.651	22.865	242	40.510	158	28.276	207	38	1:32.355	22.987	241	40.944	151	28.424	208
19	1:36.567	22.874	243	40.639	157	33.054									
20	2:47.974	1:37.530	234	41.660	153	28.784	204								

80 Jens Klingmann, DEU/ Dominik Baumann, AUT

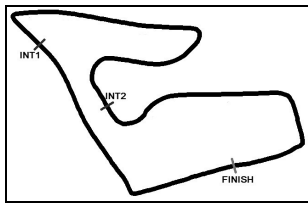
theoretical besttime:

1	1:41.763			67	57.080										
---	----------	--	--	----	--------	--	--	--	--	--	--	--	--	--	--

100 Daniel Dobitsch, AUT/ Edward Sandström, SWE

theoretical besttime: 1:31.319

1	2:01.740	28.222	231	46.472	151	47.046	145	21	2:38.768	1:29.199	231	41.086	159	28.483	202
2	2:13.428	38.718	176	56.098	72	38.612	203	22	1:32.489	23.268	235	40.830	160	28.391	205
3	1:34.096	23.610	230	41.311	162	29.175	203	23	1:32.266	23.344	234	40.621	158	28.301	202
4	1:32.943	23.353	235	40.911	162	28.679	203	24	1:32.550	23.287	234	40.769	160	28.494	205
5	1:33.724	23.603	233	41.436	159	28.685	202	25	1:32.327	23.196	235	40.669	162	28.462	204
6	1:32.238	23.246	234	40.541	163	28.451	203	26	1:32.533	23.520	233	40.694	157	28.319	204
7	1:33.027	23.305	235	41.338	164	28.384	203	27	1:32.361	23.314	234	40.697	157	28.350	203
8	1:32.452	23.259	236	40.623	161	28.570	204	28	1:32.019	23.169	236	40.640	156	28.210	205
9	1:31.886	23.203	236	40.492	163	28.191	204	29	1:31.935	23.171	235	40.607	158	28.157	205
10	1:31.805	23.127	236	40.364	163	28.314	204	30	1:32.617	23.284	232	40.939	157	28.394	204
11	1:31.595	23.150	236	40.279	160	28.166	206	31	1:32.307	23.172	233	40.586	157	28.549	199
12	1:31.792	23.089	236	40.614	165	28.089	204	32	1:32.429	23.308	234	40.665	156	28.456	204
13	1:32.238	23.321	235	40.757	162	28.160	205	33	1:32.117	23.201	235	40.594	157	28.322	205
14	1:32.037	23.129	237	40.767	160	28.141	204	34	1:31.890	23.176	234	40.450	161	28.264	205
15	1:32.010	23.163	237	40.629	164	28.218	204	35	1:31.913	23.156	236	40.428	158	28.329	204
16	1:31.401	23.050	237	40.330	164	28.021	205	36	1:32.097	23.292	235	40.611	155	28.194	206
17	1:31.564	23.019	239	40.460	164	28.085	205	37	1:32.268	23.263	235	40.887	158	28.118	206
18	1:31.803	23.086	237	40.538	166	28.179	204	38	1:32.113	23.235	234	40.731	156	28.147	205
19	1:31.811	23.056	237	40.566	165	28.189	205								
20	1:36.976	23.079	237	40.655	168	33.242									



ADAC GT Masters

Pit stops Race 2

Provisional



Red Bull Ring, Length: 4326 m

Air temperature: 28.3°C

Track temperature: 36.2°C

Weather condition: Dry

DMSB
Deutscher Motor Sport Bund e.V.

Reg. Nr.: CR 11/2015

Sunday 7.6.2015 13:15

Nr	Driver in	Day time in	Time in	Driver out	Day time out	Time out	Nett Time
80	Dominik Baumann	13:19:27	1:37.057				
23	Florian Strauss	13:30:45	12:55.161	Florian Strauss	13:31:24	13:33.530	38.369
7	Jeroen Bleekemolen	13:43:31	25:41.184	Jeroen Bleekemolen	13:44:37	26:46.812	1:05.628
22	Florian Scholze	13:43:34	25:44.153	Dominic Jöst	13:44:42	26:51.819	1:07.666
16	Philip Geipel	13:43:49	25:58.754	Rahel Frey	13:44:57	27:06.482	1:07.728
8	Fabian Hamprecht	13:45:06	27:15.483	Fabian Hamprecht	13:46:16	28:25.435	1:09.952
21	Luca Ludwig	13:46:32	28:41.941	Luca Ludwig	13:47:39	29:49.156	1:07.215
69	Diego Alessi	13:48:15	30:24.548	Diego Alessi	13:49:34	31:44.351	1:19.803
23	Florian Strauss	13:48:16	30:25.763	Florian Strauss	13:49:22	31:31.783	1:06.020
25	Tomas Enge	13:49:33	31:43.016	Tomas Enge	13:50:39	32:48.408	1:05.392
36	Klaus Bachler	13:49:34	31:44.198	Philipp Eng	13:50:43	32:52.908	1:08.710
100	Edward Sandström	13:49:46	31:55.830	Daniel Dobitsch	13:50:58	33:07.790	1:11.960
19	Uwe Alzen	13:49:49	31:58.620	Claudia Hürtgen	13:50:55	33:04.578	1:05.958
2	Nicki Thiim	13:49:54	32:03.561	Jordan Lee Pepper	13:50:59	33:08.706	1:05.145
66	Daniel Keilwitz	13:50:56	33:06.091	Daniel Keilwitz	13:52:02	34:12.084	1:05.993
63	Mirko Bortolotti	13:50:58	33:08.189	Mirko Bortolotti	13:52:05	34:15.133	1:06.944
13	Sven Barth	13:51:08	33:17.940	Sven Barth	13:52:14	34:24.235	1:06.295
42	Andreas Simonsen	13:51:13	33:22.761	Hari Proczyk	13:52:21	34:31.020	1:08.259
12	Lennart Marioneck	13:51:28	33:37.577	Jacub Knoll	13:52:40	34:49.636	1:12.059
24		13:52:58	35:08.261		13:54:06	36:16.253	1:07.992
1	Kelvin van der Linde	13:52:59	35:08.962	Stefan Wackerbauer	13:54:06	36:15.617	1:06.655
69	Patrick Assenheimer	13:54:13	36:22.946	Patrick Assenheimer	13:54:35	36:44.548	21.602
24		14:01:49	43:58.876		14:02:23	44:32.586	33.710
42	Hari Proczyk	14:02:01	44:10.757				
1	Stefan Wackerbauer	14:04:51	47:00.994	Stefan Wackerbauer	14:05:26	47:35.452	34.458
66	Andreas Wirth	14:12:02	54:11.840	Andreas Wirth	14:12:43	54:53.386	41.546
25	David Russell	14:20:15	1:02:24.438				
8	Clemens Schmid	14:20:23	1:02:32.680				
22	Dominic Jöst	14:20:25	1:02:34.612				
13	Remo Lips	14:20:29	1:02:39.115				
7	Luca Stolz	14:20:45	1:02:55.191				
63	Adrian Zaugg	14:20:50	1:03:00.132				
21	Sebastian Asch	14:20:53	1:03:02.574				
19	Claudia Hürtgen	14:20:55	1:03:05.049				
23	Marc Gassner	14:20:57	1:03:06.691				
66	Andreas Wirth	14:20:58	1:03:08.126				
16	Rahel Frey	14:21:00	1:03:10.305				
100	Daniel Dobitsch	14:21:04	1:03:13.887				
36	Philipp Eng	14:21:06	1:03:15.841				
2	Jordan Lee Pepper	14:21:08	1:03:17.726				
12	Jacub Knoll	14:21:10	1:03:20.335				
69	Patrick Assenheimer	14:21:15	1:03:25.145				
24		14:21:17	1:03:27.052				
1	Stefan Wackerbauer	14:21:40	1:03:49.765				