



ADAC GT Masters

Result List Free Practice 1



Provisional

Red Bull Ring, Length: 4318m

Air temperature: 28.11°C

Track temperature: 41.09°C

Weather condition: Dry

Reg. Nr.: Amf-CR08/2019

Friday, June 7, 2019 10:35:00

started : 30 classified : 30 not classified : 0

	Drivers	Team	Car	Lap	Best Time	Gap	Diff	Kph	Day Time
1	18 A.de Leener(BEL)/M.Cairolì(ITA)	KÜS TEAM75 Bernhard(DEU)	Porsche 911 GT3 R	20	1:29.573			173.5	11:15:40
2	47 I.Dontje(NLD)/M.Götz(DEU)	MANN-FILTER Team HTP(DEU)	Mercedes-AMG GT3	6	1:29.577	0.004	0.004	173.5	10:53:48
3	77 M.Pommer(DEU)/M.Kirchhöfer(DEU)	Callaway Competition(DEU)	Corvette C7 GT3-R	18	1:29.579	0.006	0.002	173.5	11:15:32
4	28 R.Feller(CHE)(J)/D.Vanhoor(BEL)	MontaplastbyLand-Motorsport(DEU)	Audi R8 LMS GT3	4	1:29.710	0.137	0.131	173.2	10:42:48
5	33 F.Salaquarda(CZE)/F.Stippler(DEU)	Team ISR(CZE)	Audi R8 LMS GT3	14	1:29.739	0.166	0.029	173.2	11:09:14
6	17 K.Bachler(AUT)/T.Bernhard(DEU)	KÜS TEAM75 Bernhard(DEU)	Porsche 911 GT3 R	23	1:29.805	0.232	0.066	173.0	11:26:15
7	29 M.Hofer(AUT)(J)/C.Mies(DEU)	MontaplastbyLand-Motorsport(DEU)	Audi R8 LMS GT3	25	1:29.836	0.263	0.031	173.0	11:25:57
8	20 M.Wishofer(AUT)(J)/K.Snoeks(NLD)	TeamZAKSPEEDBKKMobilOilRacing	Mercedes-AMG GT3	5	1:29.866	0.293	0.030	172.9	10:53:34
9	31 P.Niederhauser(CHE)/K.van der Linde(ZAF)	HCB-Rutronik-Racing	Audi R8 LMS GT3	4	1:29.910	0.337	0.044	172.8	10:41:29
10	26 N.Rogivue(CHE)(J)/F.Vervisch(BEL)	BWT Mücke Motorsport(DEU)	Audi R8 LMS GT3	19	1:29.974	0.401	0.064	172.7	11:14:40
11	1 R.Renauer(DEU)/T.Preining(AUT)	Precote Herberth Motorsport(DEU)	Porsche 911 GT3 R	22	1:30.036	0.463	0.062	172.6	11:13:57
12	82 R.Ineichen(CHE)(T)/F.Perera(FRA)	ORANGE1 by GRT Grasser(AUT)	LamborghiniHuracanGT3E	18	1:30.079	0.506	0.043	172.5	11:14:39
13	14 N.Sylvest(DNK)(J)/J.Klingmann(DEU)	MRS GT-Racing(DEU)	BMW M6 GT3	4	1:30.086	0.513	0.007	172.5	10:53:47
14	99 D.Keilwitz(DEU)/M.Martin(BEL)	PROpeak Performance	AstonMartinVantageAMR(8	1:30.122	0.549	0.036	172.4	10:49:39
15	63 M.Bortolotti(ITA)/C.Engelhart(DEU)	ORANGE1 by GRT Grasser(AUT)	LamborghiniHuracanGT3E	22	1:30.157	0.584	0.035	172.4	11:13:52
16	7 S.Asch(DEU)/L.Ludwig(DEU)	HB Racing(AUT)	Ferrari 488 GT3	16	1:30.191	0.618	0.034	172.3	11:09:00
17	13 S.Barth(DEU)(T)/D.Jahn(DEU)	RWT Racing(AUT)	Corvette C7 GT3-R	6	1:30.239	0.666	0.048	172.2	10:45:35
18	11 E.Erhart(DEU)/P.Kaffer(DEU)	EFP Car Collection by TECE	Audi R8 LMS GT3	13	1:30.279	0.706	0.040	172.1	11:00:05
19	12 M.Drudi(ITA)(J)/F.Spengler(DEU)	EFP Car Collection by TECE	Audi R8 LMS GT3	9	1:30.319	0.746	0.040	172.1	10:49:31
20	48 F.Vettel(DEU)(J)/P.Ellis(GBR)	MANN-FILTER Team HTP(DEU)	Mercedes-AMG GT3	11	1:30.336	0.763	0.017	172.0	10:57:26
21	21 L.Auer(AUT)/J.Eriksson(SWE)	TeamZAKSPEEDBKKMobilOilRacing	Mercedes-AMG GT3	10	1:30.510	0.937	0.174	171.7	10:53:16
22	24 M.Ortmann(DEU)(J)/M.Winkelhock(DEU)	BWT Mücke Motorsport(DEU)	Audi R8 LMS GT3	4	1:30.517	0.944	0.007	171.7	10:41:30
23	71 W.Tregurtha(GBR)(J)/M.Paul(DEU)(J)	T3 Motorsport	Audi R8 LMS GT3	17	1:30.562	0.989	0.045	171.6	11:02:41
24	25 J.Schmidt(CHE)(J)/C.Haase(DEU)	BWT Mücke Motorsport(DEU)	Audi R8 LMS GT3	9	1:30.583	1.010	0.021	171.6	10:54:09
25	69 J.Slooten(DEU)(T)/L.Luhr(DEU)	Iron Force Racing	Porsche 911 GT3 R	10	1:30.740	1.167	0.157	171.3	10:55:28
26	8 D.Marschall(DEU)(J)/C.Schreiner(DEU)(J)	HCB-Rutronik-Racing	Audi R8 LMS GT3	17	1:30.741	1.168	0.001	171.3	11:04:25
27	19 M.Beretta(ITA)(J)/M.Mapelli(ITA)	ORANGE1 by GRT Grasser(AUT)	LamborghiniHuracanGT3E	24	1:30.924	1.351	0.183	170.9	11:26:10
28	3 R.Lips(CHE)(T)/M.Hackländer(DEU)	Aust Motorsport(DEU)	Audi R8 LMS GT3	20	1:31.060	1.487	0.136	170.7	11:10:16
29	36 M.Dienst(DEU)(J)/A.Read(AUS)(J)	Schütz Motorsport(DEU)	Mercedes-AMG GT3	19	1:31.583	2.010	0.523	169.7	11:13:03
30	4 A.Hoti(DEU)(J)/S.Tribaudini(FRA)(T)	Aust Motorsport(DEU)	Audi R8 LMS GT3	22	1:31.864	2.291	0.281	169.2	11:14:21

Subject to final scrutineering!

Publication time:	Clerk of the Course: Andy Meklau	Timekeeper: Steffen Ruhl
-------------------	----------------------------------	--------------------------



ADAC GT Masters

Sector List Free Practice 1



Provisional

Reg. Nr.: Amf-CR08/2019

Red Bull Ring, Length: 4318m

Air temperature: 28.11°C

Track temperature: 41.09°C

Weather condition: Dry

Friday, June 7, 2019 10:35:00

Lap	Time	SE1	SP1	SE2	SP2	SE3	SP3	TSP	Lap	Time	SE1	SP1	SE2	SP2	SE3	SP3	TSP
1 Renauer, DEU / Preining, AUT									theoretical besttime: 1:30.028								
1	2:11.430	45.902	142	52.689	127	32.839	192	142	14	1:31.830	23.101	232	40.856	158	27.873	203	232
2	1:42.658	27.530	134	45.673	148	29.455	199	134	15	1:30.728	23.049	232	39.965	158	27.714	204	232
3	1:36.636	24.689	154	42.526	155	29.421	201	154	16	1:30.665	23.008	234	40.088	162	27.569	205	234
4	1:36.564	23.995	181	44.044	153	28.525	201	181	17	1:33.089	24.399	230	40.800	154	27.890	205	230
5	1:31.813	23.200	231	40.519	159	28.094	203	231	18	1:35.898	23.054	233	40.179	160	32.665		233
6	1:32.939	23.022	232	41.603	152	28.314	203	232	19	2:36.516	1:28.254	230	40.520	169	27.742	204	230
7	1:43.827	25.103	121	50.351	148	28.373	204	121	20	1:30.509	23.087	232	39.764	170	27.658	205	232
8	1:31.361	23.045	231	40.308	159	28.008	203	231	21	1:30.627	23.007	232	39.769	172	27.851	205	232
9	1:31.156	23.037	231	40.133	161	27.986	204	231	22	1:30.036	22.928	232	39.657	168	27.451	205	232
10	1:30.992	22.958	233	40.065	160	27.969	203	233	23	1:34.081	22.920	234	39.820	170	31.341		234
11	1:36.435	23.027	233	40.605	150	32.803		233	24	6:12.698	5:03.055	221	41.284	146	28.359	205	221
12	2:40.555	1:27.702	230	40.625	155	32.228		230	25	1:30.441	23.041	230	39.761	171	27.639	204	230
13	3:21.151	2:12.496	228	40.451	159	28.204	202	228	26	1:36.282	23.101	230	39.922	164	33.259		230

3 Lips, CHE / Hackländer, DEU									theoretical besttime: 1:30.874								
1	3:38.572	2:18.771	218	48.348	139	31.453	196	218	13	1:38.741	23.232	231	41.355	161	34.154		231
2	1:35.405	24.053	229	41.578	153	29.774	197	229	14	2:41.222	1:30.233	209	42.664	163	28.325	203	209
3	1:32.947	23.634	230	40.782	163	28.531	201	230	15	1:31.557	23.312	231	40.325	173	27.920	203	231
4	1:31.869	23.378	231	40.247	168	28.244	201	231	16	1:33.241	23.210	231	41.322	164	28.709	203	231
5	1:32.643	23.786	229	40.482	171	28.375	202	229	17	1:37.189	23.323	231	40.421	166	33.445		231
6	1:32.024	23.192	230	40.665	165	28.167	203	230	18	2:36.035	1:27.051	228	40.170	163	28.814	203	228
7	1:31.929	23.299	230	40.500	169	28.130	201	230	19	1:31.757	23.121	232	40.271	171	28.365	203	232
8	1:31.799	23.346	230	40.343	173	28.110	202	230	20	1:31.060	23.092	234	39.935	166	28.033	204	234
9	1:32.404	23.227	231	40.559	174	28.618	202	231	21	1:31.095	23.019	232	40.092	168	27.984	202	232
10	1:31.644	23.242	231	40.358	164	28.044	202	231	22	1:31.145	23.128	233	40.011	163	28.006	203	233
11	1:32.301	23.360	232	40.652	163	28.289	203	232	23	1:31.345	23.119	234	40.059	170	28.167	203	234
12	1:31.645	23.225	231	40.459	171	27.961	203	231	24	1:57.497	23.079	235	40.282	167	54.136		235

4 Hoti, DEU / Tribaudini, FRA									theoretical besttime: 1:31.539								
1	3:07.718	1:36.107	173	56.735	100	34.876	191	173	13	3:50.887	2:36.132	217	44.342	153	30.413	201	217
2	1:38.058	25.667	225	42.638	145	29.753	197	225	14	1:43.949	23.603	230	42.603	149	37.743		230
3	1:34.632	23.955	227	41.785	153	28.892	198	227	15	2:35.400	1:25.055	227	41.592	159	28.753	200	227
4	1:33.138	23.417	230	41.156	152	28.565	200	230	16	1:33.266	23.392	230	40.843	159	29.031	201	230
5	1:32.566	23.607	228	40.580	155	28.379	200	228	17	1:32.511	23.348	231	40.740	167	28.423	202	231
6	1:32.931	23.696	228	40.786	154	28.449	200	228	18	1:32.316	23.318	230	40.669	163	28.329	202	230
7	1:32.330	23.446	229	40.525	158	28.359	202	229	19	1:34.403	23.307	230	40.218	164	30.878	188	230
8	1:32.343	23.474	229	40.609	153	28.260	201	229	20	1:33.604	24.149	230	41.064	163	28.391	203	230
9	1:32.381	23.475	230	40.660	164	28.246	202	230	21	1:32.284	23.278	230	40.565	162	28.441	202	230
10	1:32.340	23.337	231	40.675	156	28.328	199	231	22	1:31.864	23.313	231	40.368	165	28.183	203	231
11	1:32.097	23.396	230	40.658	158	28.043	201	230	23	1:33.783	23.302	232	40.433	166	30.048	69	232
12	1:40.419	23.476	230	41.985	153	34.958		230	24	3:19.055	57.600	77	1:19.947	77	1:01.508		77

7 Asch, DEU / Ludwig, DEU									theoretical besttime: 1:30.119								
1	4:00.843	2:49.546	205	42.216	156	29.081	200	205	11	1:30.570	23.207	229	39.758	173	27.605	203	229
2	1:32.095	23.445	229	40.358	169	28.292	202	229	12	1:30.360	23.009	229	39.745	173	27.606	204	229
3	1:31.825	23.111	231	40.721	162	27.993	201	231	13	1:30.194	22.950	231	39.726	171	27.518	204	231
4	1:30.882	23.140	231	39.918	167	27.824	204	231	14	1:34.518	22.952	231	39.848	167	31.718		231
5	1:30.483	23.030	230	39.791	171	27.662	204	230	15	5:14.712	4:06.478	229	40.071	168	28.163	204	229
6	1:34.579	23.036	230	40.018	166	31.525		230	16	1:30.191	22.939	232	39.778	170	27.474	204	232
7	1:47.212	38.393	225	40.548	162	28.271	204	225	17	1:34.607	22.953	231	39.877	166	31.777		231
8	1:34.893	23.032	231	40.116	170	31.745		231	18	2:37.581	1:28.067	230	40.890	172	28.624	204	230
9	2:43.314	1:28.079	230	40.182	170	35.053		230	19	1:30.603	23.067	232	39.893	173	27.643	204	232
10	3:23.036	2:13.365	226	41.297	162	28.374	202	226	20	1:55.755	22.940	232	39.706	178	53.109		232

8 Marschall, DEU / Schreiner, DEU									theoretical besttime: 1:30.666								
1	2:23.922	1:00.468	200	48.213	144	35.241		200	15	1:31.280	23.055	231	40.398	166	27.827	202	231
2	2:40.976	1:29.183	222	42.075	153	29.718	181	222	16	1:30.963	23.180	230	40.029	168	27.754	203	230
3	1:35.438	24.583	229	41.786	150	29.069	200	229	17	1:30.741	23.130	231	40.002	167	27.609	203	231
4	1:33.568	23.436	230	40.398	165	29.734	200	230	18	1:30.870	23.112	232	40.022	168	27.736	204	232
5	1:32.249	23.285	230	40.538	160	28.426	202	230	19	1:32.340	23.063	233	40.119	165	29.158	203	233
6	1:31.847	23.193	230	40.334	170	28.320	202	230	20	1:30.929	23.070	231	40.189	168	27.670	204	231



ADAC GT Masters

Sector List Free Practice 1



Provisional

Reg. Nr.: Amf-CR08/2019

Friday, June 7, 2019 10:35:00

Red Bull Ring, Length: 4318m

Air temperature: 28.11°C

Track temperature: 41.09°C

Weather condition: Dry

Lap	Time	SE1	SP1	SE2	SP2	SE3	SP3	TSP	Lap	Time	SE1	SP1	SE2	SP2	SE3	SP3	TSP
7	1:31.637	23.205	230	40.173	175	28.259	201	230	21	1:36.160	23.090	231	40.194	166	32.876	231	
8	1:31.753	23.172	230	40.206	177	28.375	202	230	22	2:41.016	1:30.287	223	41.753	162	28.976	200	223
9	1:32.253	23.195	230	40.574	169	28.484	201	230	23	1:32.647	23.455	231	40.623	164	28.569	201	231
10	1:36.398	23.341	232	41.337	131	31.720	200	232	24	1:57.364	23.491	231	40.441	170	53.432		231
11	1:36.568	23.278	231	40.369	169	32.921		231	25	5:31.325	4:18.390	223	40.754	160	32.181		223
12	2:42.374	1:33.633	220	40.629	163	28.112	202	220	26	2:39.066	1:29.619	226	40.865	167	28.582	201	226
13	1:31.673	23.292	230	40.423	163	27.958	203	230	27	1:32.066	23.444	229	40.239	174	28.383	202	229
14	1:31.125	23.213	230	40.112	167	27.800	201	230									

11 Erhart, DEU / Kaffer, DEU

theoretical besttime: 1:30.064

1	1:58.262	41.703	198	43.106	151	33.453		198	12	1:30.898	23.146	231	39.987	170	27.765	203	231
2	2:41.255	1:27.756	216	41.111	157	32.388		216	13	1:30.279	23.039	232	39.564	181	27.676	204	232
3	2:40.227	1:31.321	229	40.414	161	28.492	201	229	14	1:30.595	22.994	234	39.901	175	27.700	206	234
4	1:31.171	23.354	231	39.773	174	28.044	203	231	15	1:35.373	22.986	234	40.045	173	32.342		234
5	1:30.525	23.044	232	39.706	173	27.775	202	232	16	4:24.219	3:15.040	219	40.979	166	28.200	203	219
6	1:41.895	23.144	232	48.301	117	30.450	203	232	17	1:31.325	23.375	232	40.137	165	27.813	204	232
7	1:30.488	23.146	231	39.828	176	27.514	205	231	18	1:31.209	23.216	232	40.106	173	27.887	203	232
8	1:30.452	23.032	232	39.729	174	27.691	203	232	19	1:31.786	23.093	232	40.847	170	27.846	204	232
9	1:30.323	23.064	232	39.739	180	27.520	205	232	20	1:30.792	23.076	234	39.984	173	27.732	204	234
10	1:35.963	23.091	233	39.951	170	32.921		233	21	6:22.081	25.768	193	41.961	127	5:14.352		193
11	3:53.191	2:44.170	229	39.990	165	29.031	204	229									

12 Drudi, ITA / Spengler, DEU

theoretical besttime: 1:30.207

1	2:16.439	1:02.456	190	44.497	158	29.486	197	190	14	1:31.201	23.058	232	40.004	169	28.139	201	232
2	1:39.106	24.880	191	43.803	152	30.423	203	191	15	1:31.367	23.109	232	40.132	168	28.126	203	232
3	1:31.234	23.378	231	40.083	170	27.773	203	231	16	1:31.060	23.127	232	40.057	175	27.876	203	232
4	1:30.879	23.263	231	40.026	178	27.590	203	231	17	1:34.890	23.058	232	40.184	166	31.648	197	232
5	1:30.548	23.237	231	39.773	178	27.538	203	231	18	1:37.722	23.330	232	41.483	157	32.909		232
6	1:30.682	23.110	231	39.687	181	27.885	204	231	19	3:30.261	2:20.754	226	41.438	165	28.069	202	226
7	1:30.696	23.019	231	39.863	180	27.814	204	231	20	1:31.657	23.175	230	40.367	169	28.115	202	230
8	1:30.624	23.062	232	39.945	178	27.617	204	232	21	1:31.986	23.223	231	40.378	168	28.385	201	231
9	1:30.319	22.982	232	39.714	180	27.623	204	232	22	1:31.095	23.167	231	40.017	173	27.911	203	231
10	1:35.658	23.142	232	39.847	167	32.669		232	23	1:58.057	24.281	228	40.165	164	53.611		228
11	4:51.052	3:42.322	227	40.850	168	27.880	203	227	24	4:56.033	3:40.124	211	42.292	169	33.617		211
12	1:32.360	23.154	231	41.057	160	28.149	203	231	25	2:42.634	1:27.390	224	40.234	171	35.010		224
13	1:30.939	23.194	231	40.086	172	27.659	203	231									

13 Barth, DEU / Jahn, DEU

theoretical besttime: 1:30.160

1	2:54.432	1:28.725	158	53.568	142	32.139	183	158	5	1:30.751	22.808	238	40.144	175	27.799	207	238
2	1:37.262	25.616	218	42.583	165	29.063	202	218	6	1:30.239	22.887	237	39.607	178	27.745	205	237
3	1:31.697	23.377	234	40.212	168	28.108	206	234	7	1:34.202	22.908	236	39.658	178	31.636		236
4	1:30.638	22.970	236	39.890	178	27.778	207	236									

14 Sylvest, DNK / Klingmann, DEU

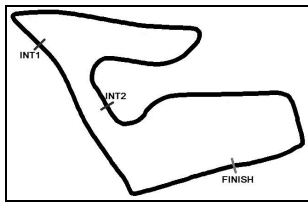
theoretical besttime: 1:29.912

1	2:57.014	1:19.160	171	53.358	136	44.496		171	9	1:35.016	22.842	238	40.067	177	32.107		238
2	12:48.916	11:37.257	217	41.872	166	29.787	205	217	10	3:25.016	2:10.249	234	42.412	175	32.355		234
3	1:30.540	23.084	236	39.836	175	27.620	206	236	11	2:46.824	1:33.123	179	42.016	128	31.685	206	179
4	1:30.086	22.752	238	39.704	178	27.630	205	238	12	2:33.472	22.722	241	1:09.580	79	1:01.170		241
5	1:30.133	22.809	239	39.838	179	27.486	206	239	13	4:40.590	3:32.657	231	40.194	177	27.739	206	231
6	1:36.766	22.809	238	39.859	179	34.098		238	14	1:30.369	22.788	237	39.941	184	27.640	208	237
7	9:09.312	7:55.418	178	45.690	148	28.204	206	178	15	1:30.655	22.902	236	39.809	181	27.944	194	236
8	1:30.408	22.834	237	39.880	177	27.694	206	237									

17 Bachler, AUT / Bernhard, DEU

theoretical besttime: 1:29.682

1	2:00.721	47.878	178	43.608	162	29.235	200	178	13	3:34.895	2:27.104	228	40.105	171	27.686	203	228
2	1:33.128	23.513	230	41.172	166	28.443	201	230	14	1:30.172	23.093	232	39.696	175	27.383	204	232
3	1:31.101	23.284	230	39.757	170	28.060	203	230	15	1:38.984	23.004	230	39.857	159	36.123		230
4	1:30.403	23.110	230	39.554	172	27.739	204	230	16	1:10.482							
5	1:30.256	22.991	231	39.603	174	27.662	204	231	17	4:05.358	2:44.594	175	50.496	126	30.268	196	175
6	1:30.046	23.054	230	39.458	171	27.534	203	230	18	1:32.467	24.481	227	40.066	163	27.920	203	227
7	1:35.047	23.191	230	39.882	170	31.974		230	19	2:16.101	23.107	232	46.600	59	1:06.394		232
8	4:42.475	3:30.951	230	42.986	168	28.538	202	230	20	4:31.538	3:21.676	225	41.441	164	28.421	203	225



ADAC GT Masters

Sector List Free Practice 1



Provisional

Reg. Nr.: Amf-CR08/2019

Red Bull Ring, Length: 4318m

Air temperature: 28.11°C

Track temperature: 41.09°C

Weather condition: Dry

Friday, June 7, 2019 10:35:00

Lap	Time	SE1	SP1	SE2	SP2	SE3	SP3	TSP	Lap	Time	SE1	SP1	SE2	SP2	SE3	SP3	TSP
9	1:58.842	23.295	231	40.901	159	54.646		231	21	1:30.196	23.047	229	39.710	176	27.439	204	229
10	5:27.938	4:19.957	226	40.124	174	27.857	203	226	22	1:29.958	23.046	230	39.564	173	27.348	205	230
11	1:30.418	23.140	229	39.658	177	27.620	204	229	23	1:29.805	22.939	230	39.581	178	27.285	205	230
12	1:34.841	23.015	230	39.767	177	32.059		230									

18 de Leener, BEL / Cairoli, ITA

theoretical besttime: 1:29.573

1	2:50.710	1:21.083	138	52.881	128	36.746	197	138	14	1:30.594	23.174	230	39.831	164	27.589	203	230
2	1:32.649	23.898	228	40.297	163	28.454	200	228	15	1:30.313	23.037	230	39.838	166	27.438	204	230
3	1:31.485	23.471	229	40.017	163	27.997	202	229	16	1:30.505	23.016	231	39.942	169	27.547	204	231
4	1:31.309	23.317	230	40.009	173	27.983	202	230	17	1:35.456	23.306	231	40.171	157	31.979		231
5	1:31.048	23.225	230	39.950	174	27.873	203	230	18	5:20.460	4:12.800	228	39.780	163	27.880	203	228
6	1:31.167	23.333	229	40.061	170	27.773	202	229	19	1:29.948	22.969	231	39.543	174	27.436	204	231
7	1:31.688	23.378	229	40.290	159	28.020	204	229	20	1:29.573	22.855	232	39.353	172	27.365	204	232
8	1:31.553	23.105	230	40.061	168	28.387	201	230	21	2:49.760	28.641	79	1:19.043	79	1:02.076		79
9	1:30.821	23.176	230	39.994	168	27.651	203	230	22	3:10.949	2:00.975	228	40.105	170	29.869	204	228
10	1:31.224	23.088	230	40.114	161	28.022	202	230	23	1:32.204	22.952	230	39.660	173	29.592	204	230
11	1:38.513	23.184	231	40.327	166	35.002		231	24	1:29.927	22.945	230	39.567	173	27.415	204	230
12	6:25.146	5:03.980	195	49.838	127	31.328	198	195	25	1:40.394	23.033	230	44.829	164	32.532		230
13	1:36.250	23.708	228	44.089	153	28.453	203	228									

19 Beretta, ITA / Mapelli, ITA

theoretical besttime: 1:30.686

1	6:00.385	4:48.373	206	42.619	159	29.393	198	206	13	1:32.920	23.594	230	40.427	167	28.899	201	230
2	1:32.935	24.623	224	40.319	170	27.993	201	224	14	1:31.863	23.469	230	40.373	169	28.021	203	230
3	1:31.111	23.198	230	40.009	178	27.904	201	230	15	1:34.464	23.371	230	40.641	170	30.452	202	230
4	1:31.671	23.228	230	40.371	169	28.072	202	230	16	1:33.130	23.289	230	40.378	165	29.463	201	230
5	1:31.204	23.138	230	40.113	177	27.953	201	230	17	1:37.849	23.335	230	41.510	160	33.004		230
6	1:31.117	23.308	230	39.943	177	27.866	202	230	18	3:22.824	2:03.978	222	44.261	154	34.585	196	222
7	1:36.460	23.296	229	40.337	174	32.827		229	19	1:35.591	23.826	230	40.820	153	30.945	202	230
8	3:35.385	2:26.779	204	40.493	174	28.113	201	204	20	2:16.879	23.265	231	45.700	79	1:07.914		231
9	1:31.182	23.234	230	40.179	173	27.769	203	230	21	4:16.904	3:06.164	221	40.945	159	29.795	202	221
10	1:31.374	23.216	230	40.261	175	27.897	203	230	22	1:32.005	23.261	229	40.821	165	27.923	201	229
11	1:36.854	23.385	230	40.076	174	33.393		230	23	1:31.207	23.225	229	40.165	171	27.817	200	229
12	3:43.536	2:34.216	228	40.858	159	28.462	200	228	24	1:30.924	23.203	229	40.116	171	27.605	203	229

20 Wishofer, AUT / Snoeks, NLD

theoretical besttime: 1:29.807

1	12:07.507	10:43.123	163	52.431	117	31.953	171	163	8	1:32.484	23.349	231	40.077	170	29.058	201	231
2	1:45.775	27.378	191	50.050	153	28.347	205	191	9	1:31.469	23.148	231	40.010	169	28.311	202	231
3	1:40.328	22.988	232	40.248	168	37.092	203	232	10	1:32.169	23.066	234	40.209	160	28.894	203	234
4	1:30.104	23.089	232	39.703	172	27.312	204	232	11	1:30.294	22.971	232	39.764	170	27.559	204	232
5	1:29.866	22.807	234	39.700	167	27.359	205	234	12	1:30.278	22.868	233	39.688	174	27.722	201	233
6	1:36.393	22.867	234	39.839	168	33.687		234	13	1:38.028	22.985	234	41.807	165	33.236		234
7	10:17.548	8:56.598	216	45.126	150	35.824	199	216	14	2:14.311							

21 Auer, AUT / Eriksson, SWE

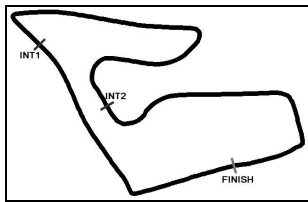
theoretical besttime: 1:30.365

1	1:52.258	38.485	187	44.633	147	29.140	196	187	9	1:30.514	23.096	230	39.870	168	27.548	203	230
2	1:33.188	23.943	225	40.788	160	28.457	200	225	10	1:30.510	22.969	230	39.898	170	27.643	202	230
3	1:36.911	23.560	228	40.169	162	33.182		228	11	1:46.368	23.606	216	44.887	146	37.875		216
4	4:08.296	2:56.952	224	43.002	150	28.342	200	224	12	5:11.525	3:55.883	203	44.159	148	31.483	201	203
5	1:31.257	23.361	230	39.983	165	27.913	200	230	13	1:38.322	23.493	229	41.272	159	33.557		229
6	1:30.765	23.210	229	39.854	168	27.701	201	229	14	12:58.224	11:43.490	196	45.232	156	29.502	201	196
7	1:31.563	23.143	230	40.573	164	27.847	201	230	15	2:00.643	25.832	185	41.680	156	53.131		185
8	1:30.860	23.213	230	39.848	167	27.799	203	230									

24 Ortmann, DEU / Winkelhock, DEU

theoretical besttime: 1:30.487

1	1:55.878	44.347	216	42.574	155	28.957	200	216	9	7:28.424	6:20.037	227	40.469	171	27.918	202	227
2	1:33.261	23.532	230	41.666	165	28.063	202	230	10	1:31.171	23.152	230	40.135	166	27.884	204	230
3	1:30.812	23.227	231	39.816	170	27.769	203	231	11	1:37.677	23.093	231	39.890	173	34.694		231
4	1:30.517	23.028	231	39.721	171	27.768	202	231	12	4:13.208	3:04.865	227	40.356	169	27.987	200	227
5	1:41.771	23.188	231	43.313	145	35.270		231	13	1:37.527	23.345	230	40.160	169	34.022		230
6	7:11.497	6:00.796	201	41.297	164	29.404	203	201	14	4:08.398	2:59.222	228	40.988	162	28.188	201	228
7	1:30.904	23.169	231	39.798	172	27.937	202	231	15	1:31.272	23.184	232	40.301	160	27.787	203	232
8	1:36.463	22.998	232	40.007	176	33.458		232	16	2:47.477	27.843	78	1:18.802	78	1:00.832		78



ADAC GT Masters

Sector List Free Practice 1



Provisional

Reg. Nr.: Amf-CR08/2019

Red Bull Ring, Length: 4318m

Air temperature: 28.11°C

Track temperature: 41.09°C

Weather condition: Dry

Friday, June 7, 2019 10:35:00

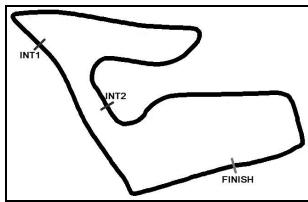
Lap	Time	SE1	SP1	SE2	SP2	SE3	SP3	TSP	Lap	Time	SE1	SP1	SE2	SP2	SE3	SP3	TSP
25 Schmidt, CHE / Haase, DEU									theoretical besttime: 1:30.229								
1	2:01.674	47.351	171	45.284	155	29.039	199	171	11	1:37.898	23.082	232	40.115	170	34.701	232	
2	1:42.123	24.006	221	42.437	145	35.680	200	221	12	6:20.517	5:12.424	227	40.138	163	27.955	203	227
3	1:34.497	23.583	230	40.944	152	29.970	202	230	13	1:30.751	23.183	232	39.929	165	27.639	204	232
4	1:31.192	23.250	231	40.107	170	27.835	202	231	14	1:30.663	22.835	235	40.042	170	27.786	204	235
5	1:30.699	23.098	232	39.929	169	27.672	204	232	15	1:30.740	23.114	232	39.890	174	27.736	204	232
6	1:40.682	23.109	232	43.334	144	34.239		232	16	1:30.689	23.062	234	39.775	165	27.852	205	234
7	6:06.487	4:57.987	226	40.610	163	27.890	202	226	17	1:35.528	23.077	232	39.883	171	32.568		232
8	1:30.643	23.065	232	39.959	171	27.619	202	232	18	2:43.033	1:28.510	216	41.753	155	32.770		216
9	1:30.583	22.963	232	39.963	169	27.657	204	232	19	3:20.204	1:27.198	230	50.461	79	1:02.545		230
10	1:32.057	22.974	234	40.222	170	28.861	204	234									

26 Rogivue, CHE / Vervisch, BEL									theoretical besttime: 1:29.881								
1	2:31.268	1:07.824	145	50.161	137	33.283	160	145	11	1:31.322	23.257	230	40.170	174	27.895	203	230
2	1:37.229	25.944	225	42.303	149	28.982	200	225	12	1:30.611	23.095	230	39.931	175	27.585	204	230
3	1:32.663	23.988	229	40.664	160	28.011	202	229	13	1:38.470	23.058	231	40.188	175	35.224		231
4	1:31.075	23.260	231	39.966	167	27.849	203	231	14	6:41.416	5:22.594	190	49.431	149	29.391	199	190
5	1:31.096	23.208	231	40.096	168	27.792	203	231	15	1:39.455	23.865	227	45.527	145	30.063	201	227
6	1:30.731	23.062	232	40.052	170	27.617	204	232	16	1:41.175	27.455	150	44.525	164	29.195	204	150
7	1:31.064	23.199	230	40.227	170	27.638	203	230	17	1:30.662	23.045	231	40.041	170	27.576	204	231
8	1:35.841	22.974	231	40.232	168	32.635		231	18	1:30.198	22.861	234	39.827	174	27.510	203	234
9	5:34.668	4:26.545	226	40.363	170	27.760	203	226	19	1:29.974	22.866	234	39.737	173	27.371	204	234
10	1:30.896	22.988	232	39.943	176	27.965	202	232	20	1:57.190	22.925	235	39.649	174	54.616		235

28 Feller, CHE / Vanthoor, BEL									theoretical besttime: 1:29.656								
1	3:17.252	2:07.349	222	41.700	163	28.203	200	222	13	2:35.210	1:27.760	230	39.803	165	27.647	205	230
2	1:30.549	23.323	232	39.787	170	27.439	205	232	14	1:30.448	23.026	234	39.808	168	27.614	204	234
3	1:30.144	22.997	233	39.721	175	27.426	203	233	15	1:30.425	23.078	232	39.683	174	27.664	204	232
4	1:29.710	22.954	234	39.437	178	27.319	204	234	16	1:30.359	22.934	232	39.756	170	27.669	204	232
5	1:34.029	23.015	233	39.493	178	31.521		233	17	1:30.714	23.007	232	39.885	169	27.822	205	232
6	5:27.669	4:13.575	229	43.955	153	30.139	203	229	18	1:30.271	22.939	234	39.758	172	27.574	205	234
7	1:29.998	22.981	232	39.610	178	27.407	205	232	19	1:35.086	22.995	235	39.973	167	32.118		235
8	1:34.714	22.964	233	39.517	177	32.233		233	20	4:34.658	2:25.327	230	1:08.673	78	1:00.658		230
9	4:06.390	2:58.897	230	40.000	174	27.493	205	230	21	4:01.406	2:51.948	143	41.308	164	28.150	204	143
10	1:29.884	22.900	233	39.565	180	27.419	204	233	22	1:30.476	23.191	231	39.721	175	27.564	205	231
11	1:29.811	22.932	234	39.494	178	27.385	203	234	23	1:30.378	23.118	230	39.766	172	27.494	205	230
12	1:34.211	22.923	234	40.018	180	31.270		234	24	1:34.915	23.052	231	39.941	170	31.922		231

29 Hofer, AUT / Mies, DEU									theoretical besttime: 1:29.836								
1	2:57.268	1:43.381	162	44.582	154	29.305	197	162	14	1:30.565	22.953	235	39.852	173	27.760	204	235
2	1:33.304	23.759	229	41.269	156	28.276	202	229	15	1:34.463	22.949	235	39.918	176	31.596		235
3	1:30.895	23.120	233	39.957	167	27.818	204	233	16	2:34.991	1:27.134	230	40.089	173	27.768	204	230
4	1:30.461	23.013	232	39.720	171	27.728	203	232	17	1:30.095	22.960	235	39.676	177	27.459	204	235
5	1:30.812	23.034	232	39.826	169	27.952	202	232	18	1:30.437	23.000	232	39.767	177	27.670	204	232
6	1:34.745	23.013	232	40.034	170	31.698		232	19	1:30.321	22.933	234	39.799	178	27.589	204	234
7	3:10.376	2:01.392	218	40.419	170	28.565	203	218	20	1:34.641	22.934	234	39.815	175	31.892		234
8	1:30.668	23.052	232	39.848	168	27.768	203	232	21	4:19.056	1:58.986	78	1:18.994	78	1:01.076		78
9	1:30.510	22.996	233	39.821	167	27.693	203	233	22	2:58.157	1:50.202	226	40.107	170	27.848	205	226
10	1:34.637	23.060	234	39.952	169	31.625		234	23	1:30.131	22.976	231	39.694	177	27.461	205	231
11	5:58.366	4:50.400	228	40.165	175	27.801	203	228	24	1:30.275	22.959	234	39.771	176	27.545	205	234
12	1:31.060	23.152	232	40.115	173	27.793	203	232	25	1:29.836	22.917	231	39.545	174	27.374	206	231
13	1:30.845	23.024	234	39.995	177	27.826	203	234									

31 Niederhauser, CHE / van der Linde, ZAF									theoretical besttime: 1:29.810								
1	1:57.688	46.889	205	42.461	175	28.338	200	205	11	1:31.168	23.229	231	40.063	167	27.876	204	231
2	1:30.795	23.130	232	39.834	173	27.831	202	232	12	1:30.358	22.952	234	39.682	175	27.724	204	234
3	1:30.338	23.183	231	39.546	174	27.609	204	231	13	1:31.724	22.995	232	40.780	156	27.949	204	232
4	1:29.910	22.959	232	39.337	173	27.614	204	232	14	1:30.095	22.947	232	39.622	175	27.526	204	232
5	1:34.355	22.959	232	39.648	173	31.748		232	15	1:36.073	23.005	232	39.800	171	33.268		232
6	6:14.996	5:06.992	225	40.204	169	27.800	203	225	16	8:22.690	5:48.900	71	1:27.714	71	1:06.076		71
7	1:30.504	23.022	231	39.521	171	27.961	203	231	17	2:50.756	1:34.382	221	41.313	114	35.061	201	221



ADAC GT Masters

Sector List Free Practice 1



Provisional

Reg. Nr.: Amf-CR08/2019

Red Bull Ring, Length: 4318m

Air temperature: 28.11°C

Track temperature: 41.09°C

Weather condition: Dry

Friday, June 7, 2019 10:35:00

Lap	Time	SE1	SP1	SE2	SP2	SE3	SP3	TSP	Lap	Time	SE1	SP1	SE2	SP2	SE3	SP3	TSP
8	1:31.653	22.984	234	40.468	147	28.201	203	234	18	1:30.655	23.242	229	39.778	173	27.635	204	229
9	1:38.220	23.030	233	40.020	163	35.170		233	19	1:30.498	23.117	230	39.697	169	27.684	203	230
10	9:10.824	8:00.604	207	41.691	155	28.529	201	207									

33 Salaquarda, CZE / Stippler, DEU

theoretical besttime: 1:29.693

1	2:53.227	1:02.701	132	1:02.347	78	48.179		132	9	1:33.181	22.935	234	41.351	152	28.895	204	234
2	12:49.508	11:21.750	157	53.467	120	34.291	167	157	10	1:30.276	22.900	234	39.794	168	27.582	205	234
3	1:45.868	27.145	201	46.748	150	31.975	195	201	11	1:30.016	22.935	234	39.669	173	27.412	206	234
4	1:39.547	23.507	231	45.828	152	30.212	202	231	12	1:29.888	22.858	235	39.688	172	27.342	205	235
5	1:30.566	23.049	232	39.841	172	27.676	204	232	13	1:29.922	22.906	234	39.632	172	27.384	205	234
6	1:32.232	23.033	232	40.154	150	29.045	204	232	14	1:29.739	22.862	235	39.493	174	27.384	206	235
7	1:30.179	23.058	232	39.672	172	27.449	205	232	15	1:37.267	22.900	235	41.251	153	33.116		235
8	1:30.254	23.019	232	39.655	174	27.580	204	232	16	2:46.140	1:30.043	200	40.991	156	35.106		200

36 Dienst, DEU / Read, AUS

theoretical besttime: 1:31.493

1	3:06.428	1:40.039	145	52.514	133	33.875	168	145	11	1:36.126	23.366	231	40.318	170	32.442		231
2	1:46.877	28.067	173	47.583	140	31.227	184	173	12	2:38.182	1:28.160	227	41.228	154	28.794	200	227
3	1:41.208	24.740	211	46.769	149	29.699	179	211	13	1:33.046	23.546	230	40.907	158	28.593	200	230
4	1:36.112	25.227	228	41.367	157	29.518	201	228	14	1:37.546	23.490	231	40.964	159	33.092		231
5	1:32.615	23.498	229	40.826	164	28.291	201	229	15	2:42.207	1:28.691	228	40.569	168	32.947		228
6	1:31.793	23.336	230	40.389	166	28.068	202	230	16	2:44.729	1:27.791	228	41.169	159	35.769		228
7	1:36.125	23.347	230	40.403	167	32.375		230	17	2:37.025	1:28.008	227	40.727	166	28.290	201	227
8	3:36.356	2:27.459	228	40.618	167	28.279	201	228	18	1:31.846	23.397	230	40.262	171	28.187	201	230
9	1:31.854	23.399	230	40.416	170	28.039	200	230	19	1:31.583	23.323	230	40.215	171	28.045	201	230
10	1:31.734	23.318	231	40.334	171	28.082	202	231	20	1:36.269	23.239	232	40.297	169	32.733		232

47 Dontje, NLD / Götz, DEU

theoretical besttime: 1:29.391

1	10:57.525	9:42.071	178	45.091	141	30.363	196	178	11	1:30.937	23.156	235	39.998	165	27.783	206	235
2	1:38.452	25.697	175	43.396	150	29.359	204	175	12	1:30.227	22.894	235	39.659	169	27.674	206	235
3	1:34.911	24.431	179	42.281	156	28.199	206	179	13	1:29.651	22.694	237	39.577	165	27.380	206	237
4	1:37.339	22.905	235	40.329	160	34.105	205	235	14	1:29.974	22.771	237	39.455	167	27.748	206	237
5	1:29.719	22.831	236	39.613	176	27.275	208	236	15	1:30.117	22.851	237	39.870	165	27.396	206	237
6	1:29.577	22.808	237	39.422	175	27.347	207	237	16	1:29.752	22.757	236	39.582	167	27.413	204	236
7	1:31.923	22.717	237	39.594	176	29.612	207	237	17	1:35.860	23.241	234	40.012	160	32.607		234
8	1:29.862	22.786	236	39.599	176	27.477	206	236	18	6:39.776	5:25.341	197	42.796	164	31.639		197
9	1:37.892	23.609	211	41.525	162	32.758		211	19	2:39.792	1:28.078	230	40.175	159	31.539		230
10	6:10.067	4:59.636	231	41.180	152	29.251	204	231									

48 Vettel, DEU / Ellis, GBR

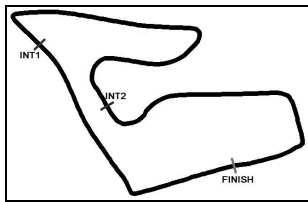
theoretical besttime: 1:30.218

1	2:59.773	1:46.435	204	43.623	151	29.715	197	204	13	1:30.371	22.945	232	39.869	173	27.557	205	232
2	1:32.891	24.040	228	40.396	163	28.455	202	228	14	1:38.537	23.065	232	41.167	150	34.305		232
3	1:31.092	23.248	232	40.006	166	27.838	204	232	15	3:49.869	2:40.783	227	40.951	158	28.135	204	227
4	1:30.849	23.093	235	39.966	169	27.790	204	235	16	1:31.240	23.015	232	40.235	158	27.990	204	232
5	1:34.942	24.121	222	42.925	157	27.896	203	222	17	1:30.779	22.991	233	39.974	162	27.814	204	233
6	1:34.564	23.088	231	39.814	175	31.662	204	231	18	1:30.624	23.033	232	39.894	162	27.697	204	232
7	1:30.751	23.017	232	40.105	169	27.629	205	232	19	1:30.493	22.977	232	39.964	165	27.552	204	232
8	1:35.077	22.996	234	40.179	168	31.902		234	20	1:30.450	22.981	233	39.912	169	27.557	203	233
9	5:34.916	4:26.932	228	40.324	171	27.660	205	228	21	1:31.559	22.995	234	40.444	152	28.120	204	234
10	1:30.828	23.203	232	39.974	171	27.651	204	232	22	2:15.072	22.914	235	44.790	66	1:07.368		235
11	1:30.336	22.961	232	39.885	172	27.490	206	232	23	5:09.510	3:55.868	224	40.947	164	32.695		224
12	1:30.345	22.948	231	39.873	175	27.524	205	231	24	2:45.008	1:29.046	226	40.731	147	35.231		226

63 Bortolotti, ITA / Engelhart, DEU

theoretical besttime: 1:30.025

1	1:49.756	37.024	167	43.718	142	29.014	198	167	14	3:33.189	2:24.670	227	40.660	161	27.859	203	227
2	1:32.368	23.666	225	40.498	167	28.204	197	225	15	1:44.107	23.091	230	48.485	144	32.531	202	230
3	1:31.130	23.387	230	39.863	169	27.880	202	230	16	1:30.431	23.124	231	39.823	169	27.484	204	231
4	1:30.793	23.215	230	39.923	174	27.655	202	230	17	1:30.221	22.977	231	39.846	170	27.398	204	231
5	1:30.885	23.126	231	39.981	177	27.778	203	231	18	1:30.255	23.061	230	39.774	169	27.420	204	230
6	1:36.837	23.262	230	40.438	169	33.137		230	19	1:32.265	22.999	231	40.266	143	29.000	203	231
7	4:17.767	3:06.512	200	42.871	165	28.384	200	200	20	1:30.334	23.106	230	39.774	166	27.454	204	230
8	1:32.780	23.400	230	40.816	160	28.564	201	230	21	1:30.192	22.979	230	39.867	168	27.346	204	230
9	1:31.058	23.273	230	40.022	168	27.763	203	230	22	1:30.157	22.952	231	39.775	165	27.430	204	231



ADAC GT Masters

Sector List Free Practice 1



Provisional

Reg. Nr.: Amf-CR08/2019

Red Bull Ring, Length: 4318m

Air temperature: 28.11°C

Track temperature: 41.09°C

Weather condition: Dry

Friday, June 7, 2019 10:35:00

Lap	Time	SE1	SP1	SE2	SP2	SE3	SP3	TSP	Lap	Time	SE1	SP1	SE2	SP2	SE3	SP3	TSP
10	1:30.495	23.092	230	39.889	173	27.514	202	230	23	1:37.779	24.231	225	40.858	158	32.690	225	
11	1:30.193	23.055	230	39.727	171	27.411	203	230	24	6:26.049	4:57.718	140	55.751	139	32.580	197	140
12	1:30.485	22.973	230	39.980	177	27.532	203	230	25	1:46.229	27.244	124	48.695	145	30.290	201	124
13	1:36.434	23.078	230	39.878	174	33.478		230	26	1:52.677	25.868	174	45.213	158	41.596	174	

69 Slooten, DEU / Luhr, DEU

theoretical besttime: 1:30.411

1	2:00.713	45.631	191	44.714	152	30.368	192	191	13	3:11.243	1:55.687	217	44.829	146	30.727	202	217
2	1:34.068	24.211	227	41.204	160	28.653	201	227	14	1:34.734	23.591	230	41.331	148	29.812	200	230
3	1:32.452	23.601	230	40.445	164	28.406	202	230	15	1:33.557	23.467	230	41.025	160	29.065	200	230
4	1:31.219	23.263	230	39.899	167	28.057	202	230	16	1:34.188	24.349	228	40.822	158	29.017	201	228
5	1:31.187	23.170	232	39.985	171	28.032	203	232	17	1:33.984	23.516	230	40.852	135	29.616	202	230
6	1:30.745	23.223	229	39.673	180	27.849	203	229	18	1:33.735	23.546	230	41.592	161	28.597	202	230
7	1:35.601	23.280	229	39.805	177	32.516		229	19	1:32.420	23.358	232	40.376	156	28.686	201	232
8	6:10.449	5:01.770	201	40.446	172	28.233	202	201	20	1:32.981	23.397	230	40.278	159	29.306	201	230
9	1:30.855	23.282	230	39.858	174	27.715	204	230	21	1:32.682	23.363	232	40.893	150	28.426	203	232
10	1:30.740	23.150	231	40.002	175	27.588	204	231	22	1:32.987	23.150	233	40.427	161	29.410	203	233
11	1:30.771	23.152	230	39.881	175	27.738	204	230	23	3:01.251	44.125	74	1:17.756	80	59.370		74
12	1:36.205	23.178	229	39.755	177	33.272		229									

71 Tregurtha, GBR / Paul, DEU

theoretical besttime: 1:30.269

1	1:57.881	40.636	182	45.748	145	31.497	192	182	16	1:30.930	23.100	231	40.013	171	27.817	202	231
2	1:36.001	24.114	228	41.708	166	30.179	193	228	17	1:30.562	23.109	231	39.575	171	27.878	202	231
3	1:35.114	24.303	228	41.610	152	29.201	199	228	18	1:30.654	22.914	232	39.905	166	27.835	203	232
4	1:32.227	23.441	230	40.281	168	28.505	200	230	19	1:31.430	23.621	230	39.925	164	27.884	204	230
5	1:31.993	23.282	231	40.210	170	28.501	201	231	20	1:32.462	23.146	233	41.177	154	28.139	204	233
6	1:31.894	23.268	230	40.499	168	28.127	202	230	21	1:31.360	23.156	231	40.273	163	27.931	203	231
7	1:31.293	23.170	230	40.042	172	28.081	203	230	22	1:31.933	23.056	231	40.159	165	28.718	202	231
8	1:30.981	23.233	231	39.870	170	27.878	203	231	23	1:31.098	23.206	231	40.074	168	27.818	204	231
9	1:31.372	23.067	231	40.270	167	28.035	203	231	24	1:31.149	23.142	232	40.046	162	27.961	202	232
10	1:30.980	23.072	233	40.128	166	27.780	203	233	25	2:01.616	52.069	223	40.683	163	28.864	203	223
11	1:30.966	23.007	232	39.990	171	27.969	202	232	26	2:43.140	23.030	233	1:14.373	66	1:05.737		233
12	1:36.835	23.170	233	39.890	169	33.775		233	27	3:32.899	2:23.737	220	41.071	165	28.091	203	220
13	2:39.954	1:30.792	225	40.446	165	28.716	201	225	28	1:31.178	23.340	230	39.946	164	27.892	204	230
14	1:30.957	23.185	230	39.884	170	27.888	204	230	29	1:31.215	23.157	230	40.200	163	27.858	204	230
15	1:31.026	23.198	230	39.921	178	27.907	203	230	30	1:30.972	23.163	230	39.884	168	27.925	203	230

77 Pommer, DEU / Kirchhöfer, DEU

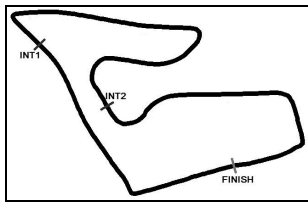
theoretical besttime: 1:29.475

1	2:53.687	1:26.765	125	53.547	133	33.375	173	125	12	1:30.915	22.898	240	40.145	164	27.872	206	240
2	1:48.633	27.912	170	45.061	147	35.660		170	13	1:30.443	22.845	234	39.946	165	27.652	206	234
3	2:50.963	1:27.480	229	46.132	140	37.351		229	14	1:33.013	22.751	236	39.786	162	30.476	203	236
4	2:45.573	1:30.250	173	46.141	142	29.182	203	173	15	1:38.834	22.986	237	39.808	164	36.040		237
5	1:31.144	23.279	233	40.053	163	27.812	206	233	16	5:26.564	4:16.854	228	41.409	159	28.301	202	228
6	1:30.774	22.933	234	40.157	161	27.684	205	234	17	1:30.136	23.022	235	39.640	164	27.474	205	235
7	1:30.544	22.955	238	39.919	164	27.670	206	238	18	1:29.579	22.839	237	39.423	168	27.317	210	237
8	1:30.301	22.899	235	39.776	165	27.626	205	235	19	2:39.723	22.735	238	1:15.518	77	1:01.470		238
9	1:30.137	22.796	236	39.825	163	27.516	206	236	20	5:42.396	4:34.826	228	39.929	160	27.641	210	228
10	1:34.932	22.798	236	39.787	164	32.347		236	21	1:32.574	22.894	232	41.268	157	28.412	206	232
11	6:25.360	5:13.694	232	43.468	154	28.198	204	232									

82 Ineichen, CHE / Perera, FRA

theoretical besttime: 1:29.901

1	1:55.421	35.959	178	48.333	144	31.129	189	178	12	1:30.516	23.054	231	39.861	170	27.601	204	231
2	1:43.773	25.418	203	46.916	147	31.439	188	203	13	1:35.880	22.930	233	40.033	170	32.917		233
3	1:49.000	25.431	205	42.958	151	40.611		205	14	3:30.438	2:22.090	226	40.295	166	28.053	203	226
4	4:52.204	3:38.742	226	40.673	167	32.789		226	15	1:37.539	23.029	232	42.022	112	32.488	204	232
5	2:43.421	1:29.063	220	41.471	155	32.887		220	16	1:31.528	22.926	230	40.786	167	27.816	204	230
6	2:41.390	1:28.664	225	40.233	165	32.493		225	17	1:30.356	23.008	232	39.562	173	27.786	202	232
7	2:40.658	1:27.173	214	41.179	162	32.306		214	18	1:30.079	23.042	231	39.624	171	27.413	203	231
8	3:54.590	2:44.536	180	42.189	165	27.865	203	180	19	1:54.590	22.976	234	39.700	173	51.914		234
9	1:31.064	23.049	231	40.121	166	27.894	202	231	20	5:00.135	3:52.141	224	40.325	168	27.669	203	224
10	1:30.773	23.096	230	40.062	165	27.615	204	230	21	1:30.678	23.148	229	39.936	168	27.594	204	229
11	1:30.687	23.030	232	39.967	167	27.690	204	232	22	1:39.994	23.116	230	40.063	169	36.815		230



ADAC GT Masters

Sector List Free Practice 1



Provisional

Reg. Nr.: Amf-CR08/2019

Friday, June 7, 2019 10:35:00

Red Bull Ring, Length: 4318m

Air temperature: 28.11°C

Track temperature: 41.09°C

Weather condition: Dry

Lap	Time	SE1	SP1	SE2	SP2	SE3	SP3	TSP	Lap	Time	SE1	SP1	SE2	SP2	SE3	SP3	TSP
99 Keilwitz, DEU / Martin, BEL									theoretical besttime: 1:30.033								
1	1:59.562	44.281	215	45.084	144	30.197	200	215	13	1:36.776	23.012	233	40.255	172	33.509		233
2	1:49.878	24.023	213	47.995	133	37.860	202	213	14	6:58.905	5:50.406	229	40.556	164	27.943	204	229
3	1:30.917	23.103	234	39.943	173	27.871	204	234	15	1:30.617	22.979	233	39.843	175	27.795	204	233
4	1:30.378	22.820	235	39.857	174	27.701	204	235	16	1:30.459	22.957	233	39.796	175	27.706	204	233
5	1:30.801	23.097	234	40.016	170	27.688	204	234	17	1:35.699	23.062	232	40.285	166	32.352		232
6	1:35.232	22.983	235	39.971	170	32.278		235	18	4:01.613	2:53.527	230	40.320	165	27.766	203	230
7	3:12.363	2:04.220	230	40.424	172	27.719	205	230	19	1:37.622	22.886	236	40.151	166	34.585	76	236
8	1:30.122	22.867	234	39.685	176	27.570	205	234	20	3:47.016	57.895	76	1:22.182	75	1:26.939		76
9	1:30.175	22.907	235	39.643	173	27.625	205	235	21	1:48.906	39.435	229	41.199	160	28.272	204	229
10	1:37.830	22.882	236	40.428	161	34.520		236	22	1:31.210	22.942	235	40.124	166	28.144	205	235
11	3:00.232	1:51.954	231	40.386	167	27.892	205	231	23	1:30.639	22.864	235	40.079	166	27.696	204	235
12	1:30.428	22.947	234	39.855	177	27.626	204	234	24	1:30.769	22.882	234	40.000	169	27.887	204	234



ADAC GT Masters

Top speed list Free Practice 1



Provisional

Reg. Nr.: Amf-CR08/2019

Friday, June 7, 2019 10:35:00

Red Bull Ring, Length: 4318m

Air temperature: 28.11°C

Track temperature: 41.09°C

Weather condition: Dry

#	Name (NAT)	Team	Car name	Speed	Lap	Race time
14	Nicolai Sylvest (DNK)	MRS GT-Racing (DEU)	BMW M6 GT3	241.34	12	40:42.753
77	Markus Pommer (DEU)	Callaway Competition (DEU)	Corvette C7 GT3-R	240.26	12	26:14.946
13	David Jahn (DEU)	RWT Racing (AUT)	Corvette C7 GT3-R	238.14	5	7:56.837
47	Maximilian Götz (DEU)	MANN-FILTER Team HTP (DEU)	Mercedes-AMG GT3	237.09	6	17:40.754
99	Daniel Keilwitz (DEU)	PROpeak Performance	Aston Martin Vantage AMR GT3	236.57	19	39:54.873
29	Max Hofer (AUT)	Montaplast by Land-Motorsport (DEU)	Audi R8 LMS GT3	235.53	14	27:46.900
33	Filip Salaquarda (CZE)	Team ISR (CZE)	Audi R8 LMS GT3	235.53	12	30:07.712
25	Christopher Haase (DEU)	BWT Mücke Motorsport (DEU)	Audi R8 LMS GT3	235.53	14	30:32.638
28	Ricardo Feller (CHE)	Montaplast by Land-Motorsport (DEU)	Audi R8 LMS GT3	235.53	19	37:04.783
48	Fabian Vettel (DEU)	MANN-FILTER Team HTP (DEU)	Mercedes-AMG GT3	235.53	22	40:23.200
26	Frederic Vervisch (BEL)	BWT Mücke Motorsport (DEU)	Audi R8 LMS GT3	235.02	20	40:02.739
3	Maximilian Hackländer (DEU)	Aust Motorsport (DEU)	Audi R8 LMS GT3	235.02	24	40:12.648
11	Elia Erhart (DEU)	EFP Car Collection by TECE	Audi R8 LMS GT3	234.50	20	37:32.512
20	Kelvin Snoeks (NLD)	Team ZAKSPEED BKK Mobil Oil Racing (DEU)	Mercedes-AMG GT3	234.50	13	38:27.200
31	Kelvin van der Linde (ZAF)	HCB-Rutronik-Racing	Audi R8 LMS GT3	234.00	8	16:11.570
1	Robert Renauer (DEU)	Precote Herberth Motorsport (DEU)	Porsche 911 GT3 R	234.00	16	27:33.083
82	Franck Perera (FRA)	ORANGE1 by GRT Grasser (AUT)	Lamborghini Huracan GT3 EVO	234.00	19	40:02.293
71	Maximilian Paul (DEU)	T3 Motorsport	Audi R8 LMS GT3	233.49	10	14:41.828
8	Dennis Marschall (DEU)	HCB-Rutronik-Racing	Audi R8 LMS GT3	233.49	19	31:18.698
69	Jan-Erik Slooten (DEU)	Iron Force Racing	Porsche 911 GT3 R	233.49	22	39:37.679
12	Mattia Drudi (ITA)	EFP Car Collection by TECE	Audi R8 LMS GT3	232.98	8	11:52.646
7	Sebastian Asch (DEU)	HB Racing (AUT)	Ferrari 488 GT3	232.98	16	32:52.455
18	Matteo Cairoli (ITA)	KÜS TEAM75 Bernhard (DEU)	Porsche 911 GT3 R	232.98	20	39:33.694
24	Markus Winkelhock (DEU)	BWT Mücke Motorsport (DEU)	Audi R8 LMS GT3	232.48	8	17:17.638
17	Klaus Bachler (AUT)	KÜS TEAM75 Bernhard (DEU)	Porsche 911 GT3 R	232.48	14	30:23.204
36	Marvin Dienst (DEU)	Schütz Motorsport (DEU)	Mercedes-AMG GT3	232.48	20	38:26.631
4	Stephane Tribaudini (FRA)	Aust Motorsport (DEU)	Audi R8 LMS GT3	232.48	23	39:44.739
63	Mirko Bortolotti (ITA)	ORANGE1 by GRT Grasser (AUT)	Lamborghini Huracan GT3 EVO	231.98	17	30:11.685
19	Michele Beretta (ITA)	ORANGE1 by GRT Grasser (AUT)	Lamborghini Huracan GT3 EVO	231.98	20	40:25.120
21	Jimmy Eriksson (SWE)	Team ZAKSPEED BKK Mobil Oil Racing (DEU)	Mercedes-AMG GT3	230.98	9	15:38.194